

Music of Danny Elfman  
Grade Three  
24 Winds



[www.msconcepts.com](http://www.msconcepts.com)  
1.800.356.4381

Copyright © 2008. Marching Show Concepts, Inc. All Rights Reserved.

Drill: Spider-Man, Tales from the Crypt

Set #0 Count: 0

0 5 10 15 20 25 30 35 40 45 50 45 40 35 30 25 20 15 10 5 0

Sideline

Copyright 2008  
Marching Show Concepts  
All Rights Reserved

Soloists / Duets

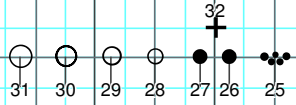
The Nightmare Before Christmas  
- M9 (Alto Sax solo)  
- Aux 33 (Auxiliary solo)

Ice Dance, Beetlejuice Main Theme  
- Aux 40 (Optional Aux solo)

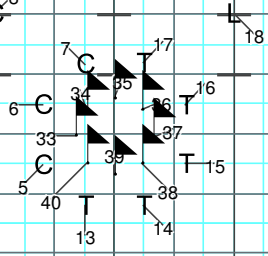
Music of Danny Elfman  
Grade 3

SET UP CHART FOR  
24 Winds  
8 Percussion  
8 Auxiliary / Colorguard

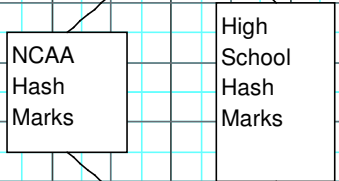
INSTRUMENTATION CODES  
F - Flute (4)  
C - Clarinet (4)  
M - Mid Voices (4)  
(Alto Sax & Mellophone)  
T - Trumpets (5)  
L - Low Voices (7)  
(Low Brass, Low Woodwinds)



24L  
23L  
22L  
21L  
20L  
19L



Sideline

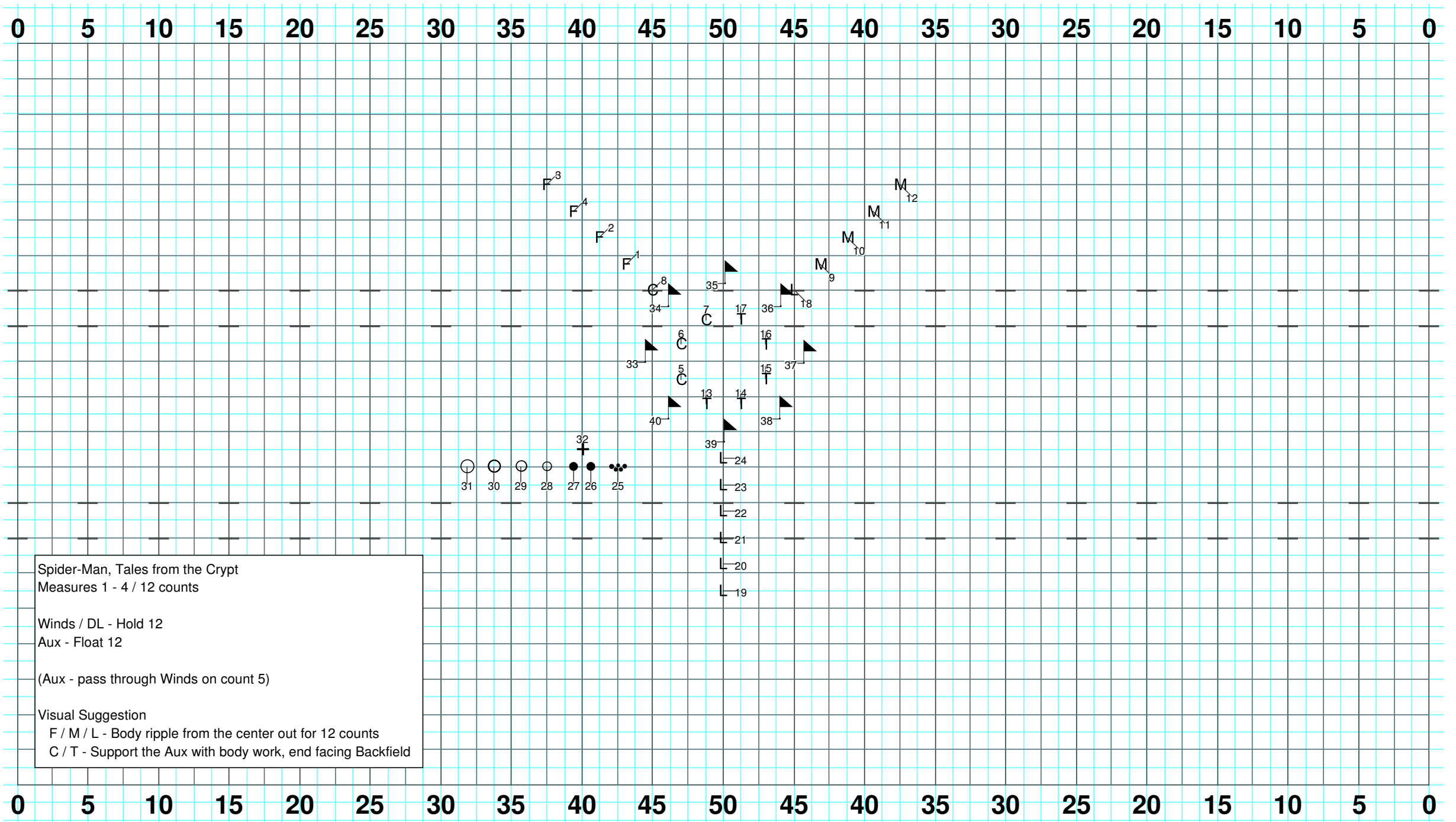


0 5 10 15 20 25 30 35 40 45 50 45 40 35 30 25 20 15 10 5 0

Performer Viewpoint

Drill: Spider-Man, Tales from the Crypt

Set #1 Count: 12



Spider-Man, Tales from the Crypt  
 Measures 1 - 4 / 12 counts

Winds / DL - Hold 12  
 Aux - Float 12

(Aux - pass through Winds on count 5)

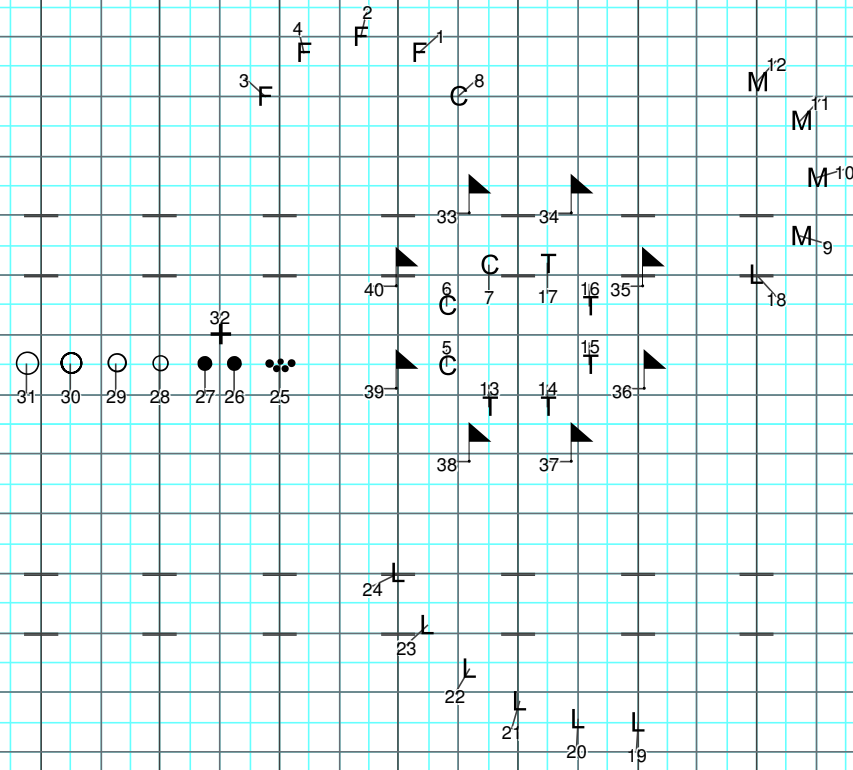
Visual Suggestion  
 F / M / L - Body ripple from the center out for 12 counts  
 C / T - Support the Aux with body work, end facing Backfield

Performer Viewpoint

Drill: Spider-Man, Tales from the Crypt

Set #2 Count: 24

0 5 10 15 20 25 30 35 40 45 50 45 40 35 30 25 20 15 10 5 0



Spider-Man, Tales from the Crypt  
 Measures 5 - 8 / 12 counts

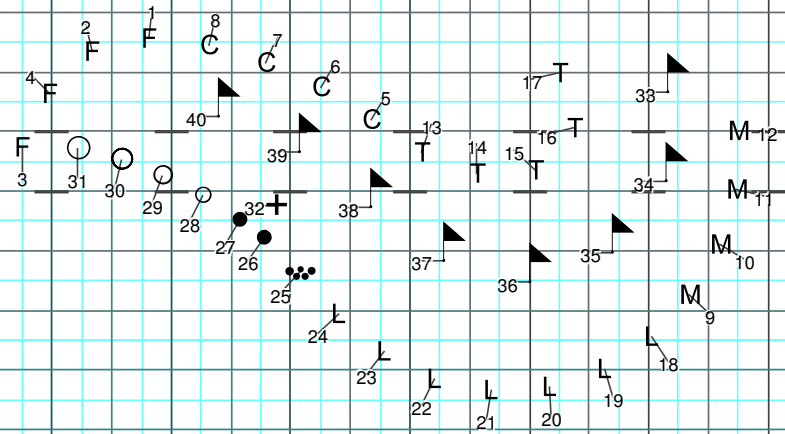
F / M / L / DL - Float 12  
 C / T - Hold 12  
 Aux - Float 12

(F / C / T - Face Backfield)  
 (M / L Arc - Face Backfield)  
 (L Arc - Face Front)  
 (Aux - Face direction of Float)

0 5 10 15 20 25 30 35 40 45 50 45 40 35 30 25 20 15 10 5 0

Performer Viewpoint

0 5 10 15 20 25 30 35 40 45 50 45 40 35 30 25 20 15 10 5 0



Spider-Man, Tales from the Crypt  
 Measures 9 - 12 / 16 counts

All - Float 16

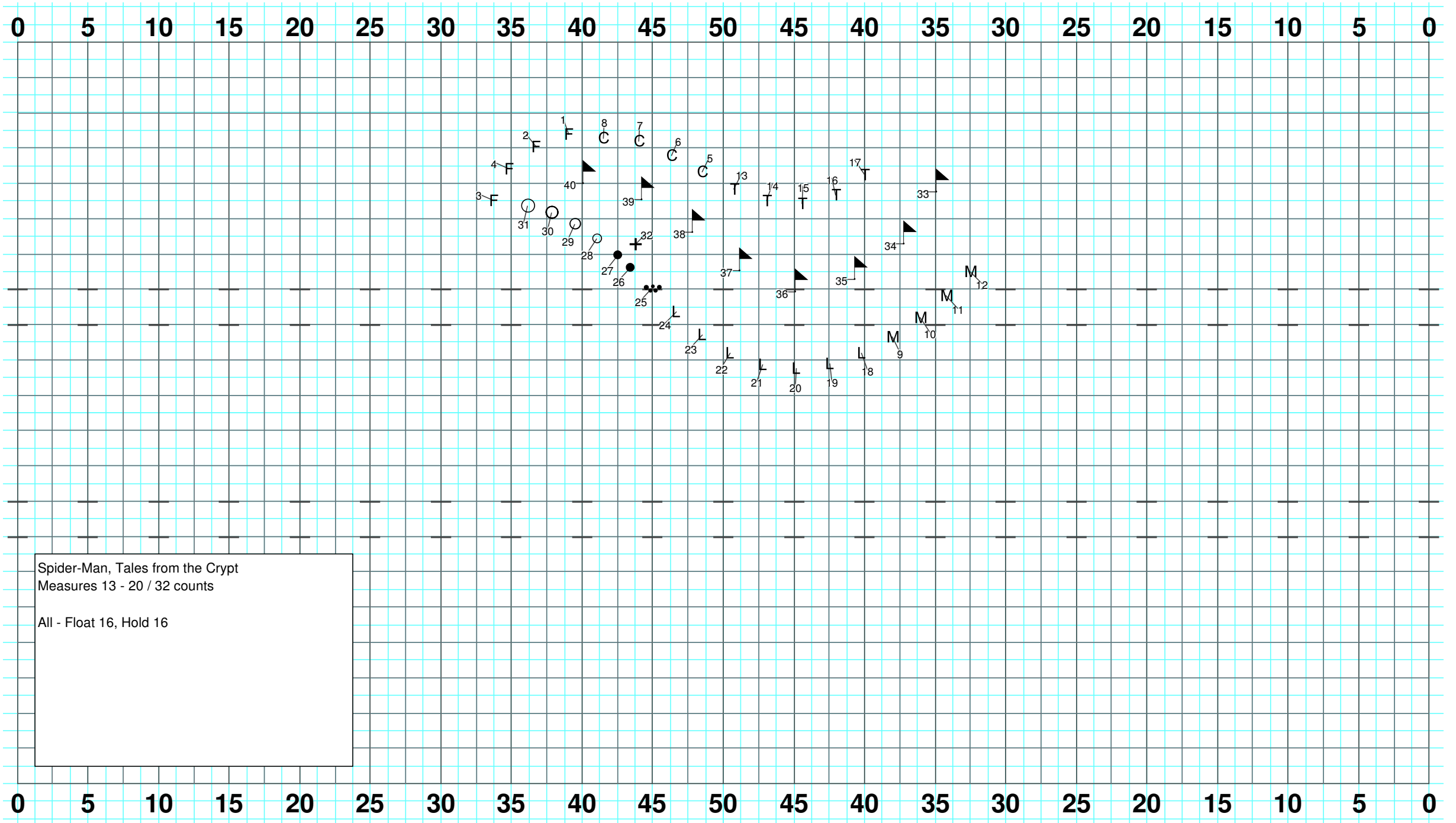
(Winds - Turn to face Front during the first 4 steps if not already facing Front)

0 5 10 15 20 25 30 35 40 45 50 45 40 35 30 25 20 15 10 5 0

Performer Viewpoint

Drill: Spider-Man, Tales from the Crypt

Set #4 Count: 72



Spider-Man, Tales from the Crypt  
Measures 13 - 20 / 32 counts

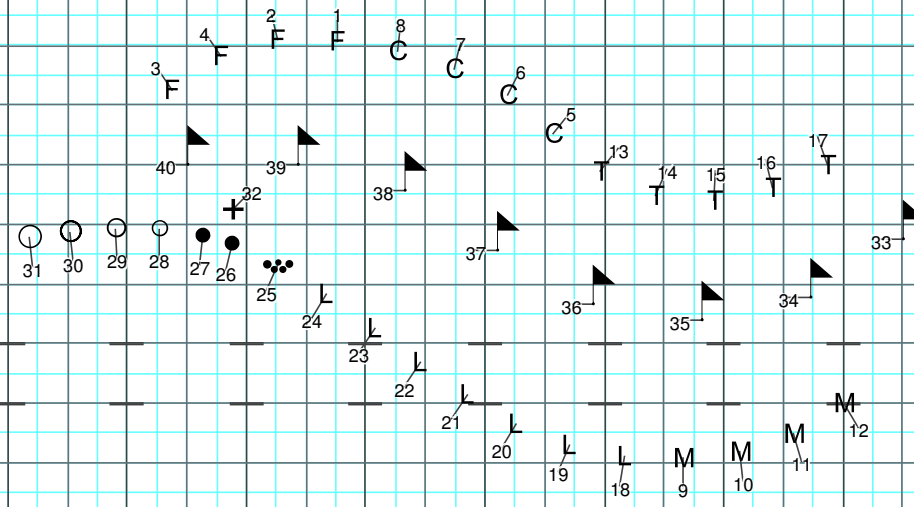
All - Float 16, Hold 16

Performer Viewpoint

Drill: Spider-Man, Tales from the Crypt

Set #5 Count: 80

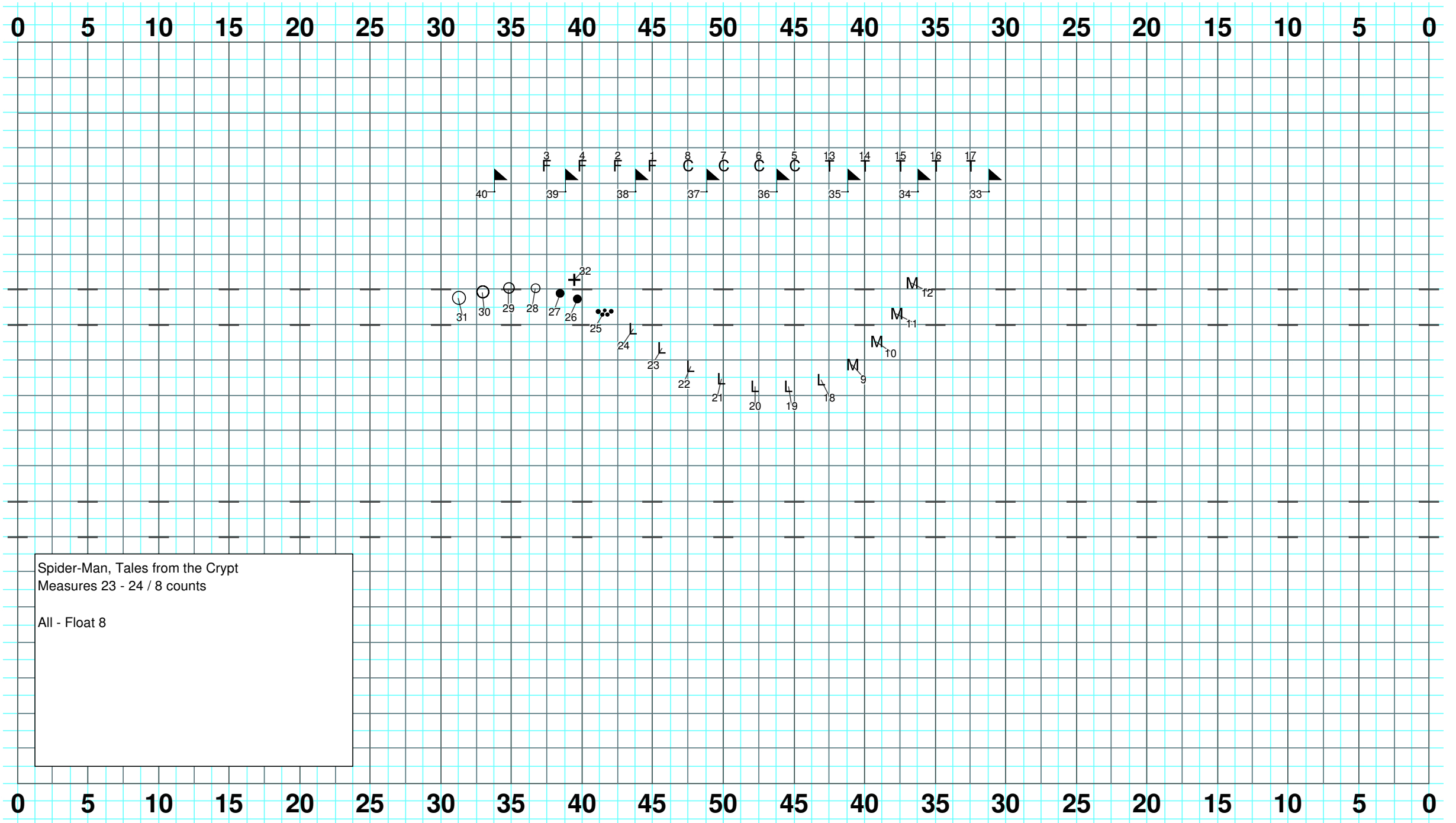
0 5 10 15 20 25 30 35 40 45 50 45 40 35 30 25 20 15 10 5 0



Spider-Man, Tales from the Crypt  
Measures 21 - 22 / 8 counts  
  
All - Float 8

0 5 10 15 20 25 30 35 40 45 50 45 40 35 30 25 20 15 10 5 0

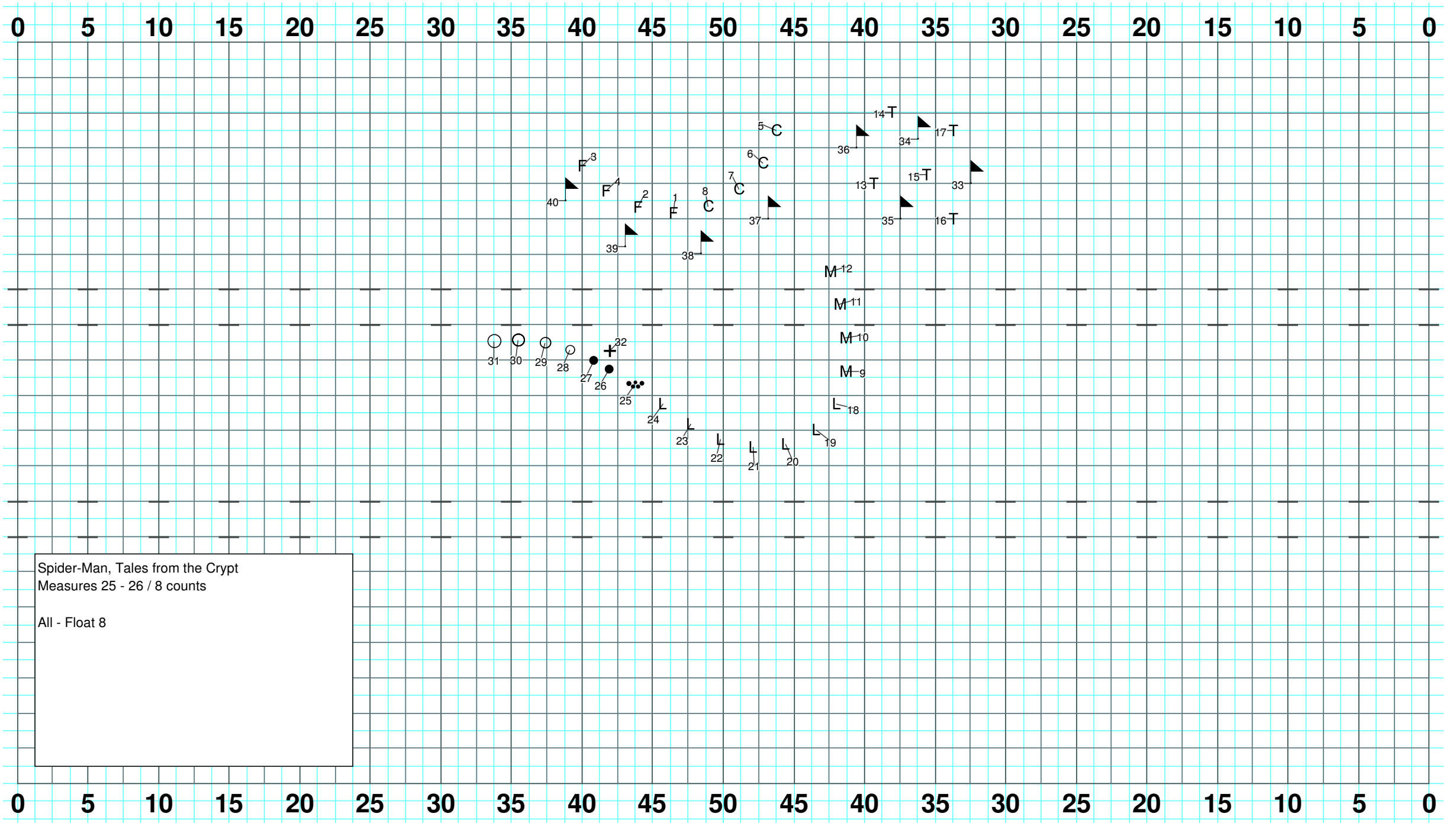
Performer Viewpoint



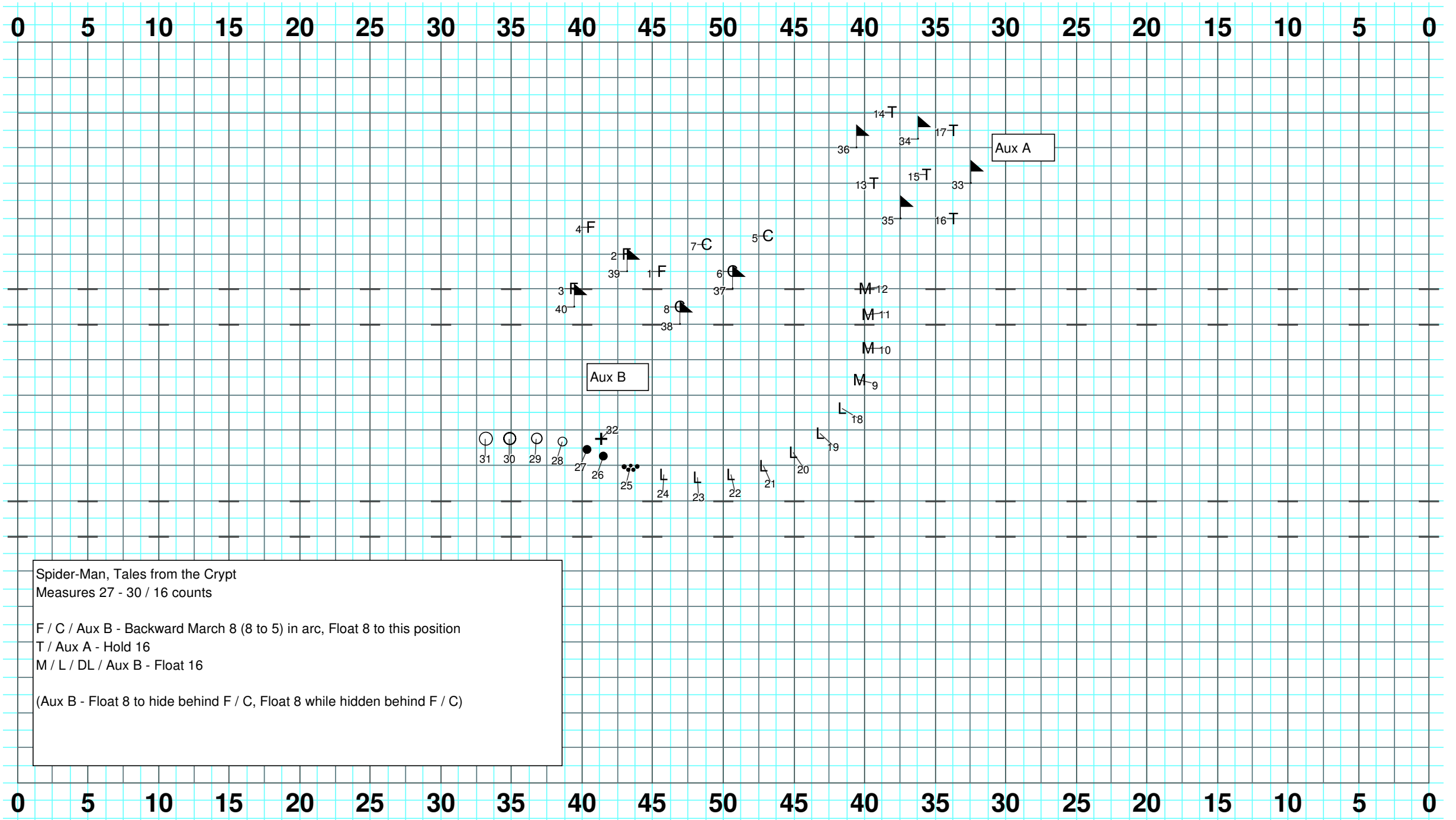
Spider-Man, Tales from the Crypt  
Measures 23 - 24 / 8 counts

All - Float 8

Performer Viewpoint



Spider-Man, Tales from the Crypt  
Measures 25 - 26 / 8 counts  
  
All - Float 8

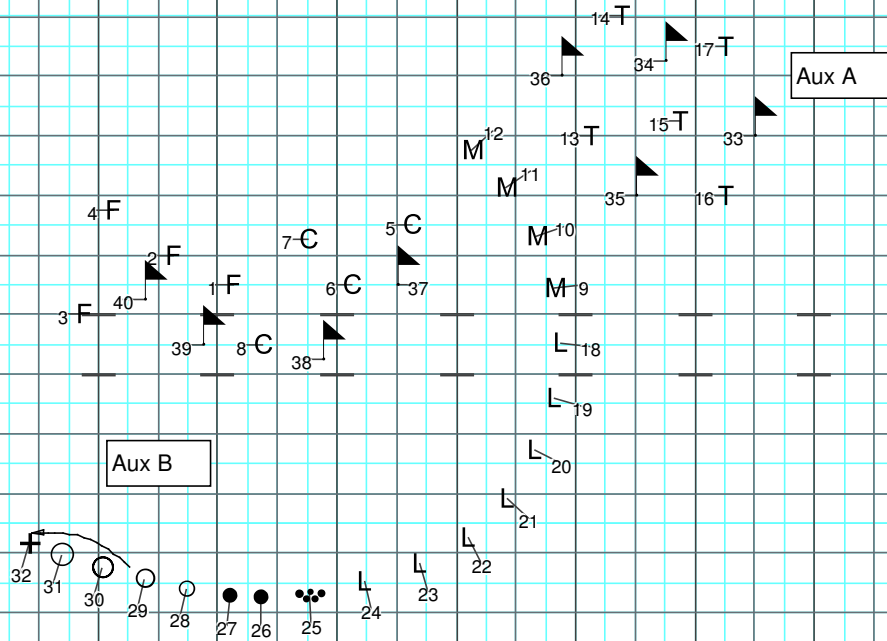


Spider-Man, Tales from the Crypt  
 Measures 27 - 30 / 16 counts

F / C / Aux B - Backward March 8 (8 to 5) in arc, Float 8 to this position  
 T / Aux A - Hold 16  
 M / L / DL / Aux B - Float 16

(Aux B - Float 8 to hide behind F / C, Float 8 while hidden behind F / C)

0 5 10 15 20 25 30 35 40 45 50 45 40 35 30 25 20 15 10 5 0



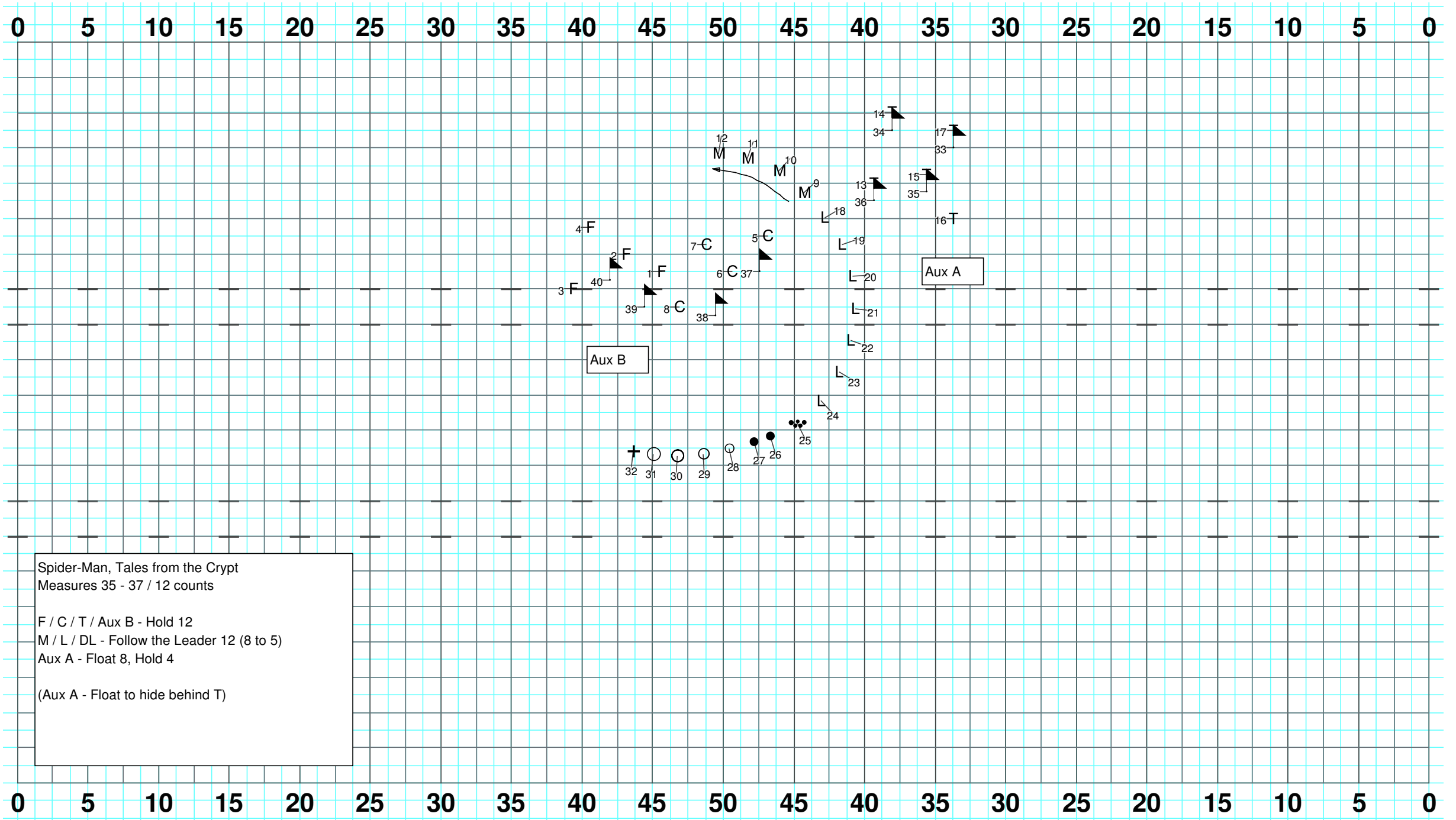
Spider-Man, Tales from the Crypt  
 Measures 31 - 34 / 16 counts

F / C / T / Aux A - Hold 16  
 M / L / DL - Float 16  
 Aux B - Hold 8, Float 8

(Cymbals - Take a curved path)

0 5 10 15 20 25 30 35 40 45 50 45 40 35 30 25 20 15 10 5 0

Performer Viewpoint



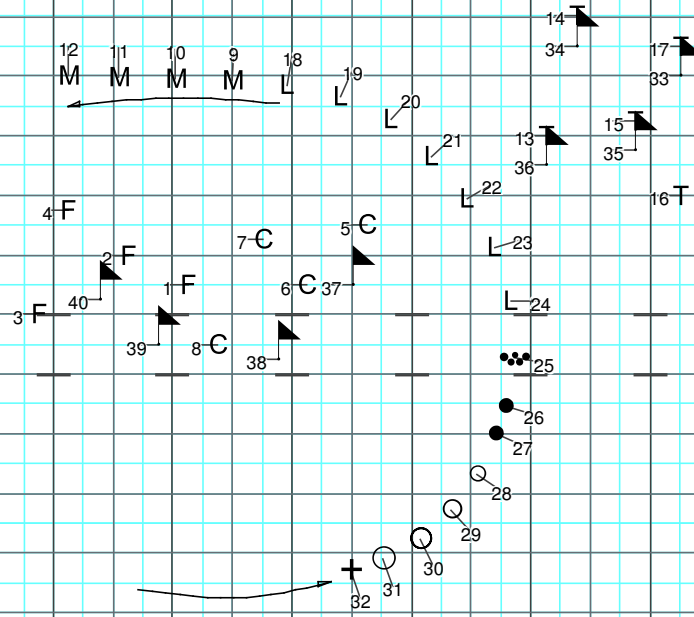
Spider-Man, Tales from the Crypt  
 Measures 35 - 37 / 12 counts

F / C / T / Aux B - Hold 12  
 M / L / DL - Follow the Leader 12 (8 to 5)  
 Aux A - Float 8, Hold 4

(Aux A - Float to hide behind T)

Performer Viewpoint

0 5 10 15 20 25 30 35 40 45 50 45 40 35 30 25 20 15 10 5 0



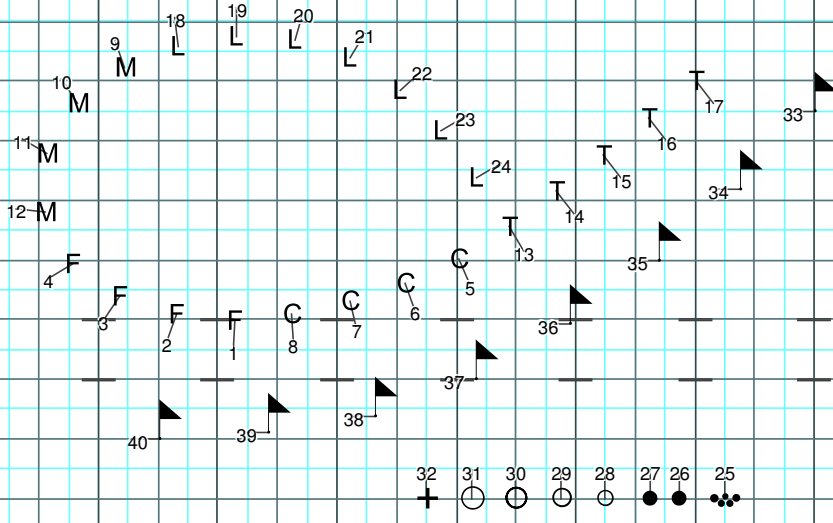
Spider-Man, Tales from the Crypt  
 Measures 38 - 41 / 16 counts

M / L / DL - Follow the Leader 16  
 All Others - Hold 16

0 5 10 15 20 25 30 35 40 45 50 45 40 35 30 25 20 15 10 5 0

Performer Viewpoint

0 5 10 15 20 25 30 35 40 45 50 45 40 35 30 25 20 15 10 5 0

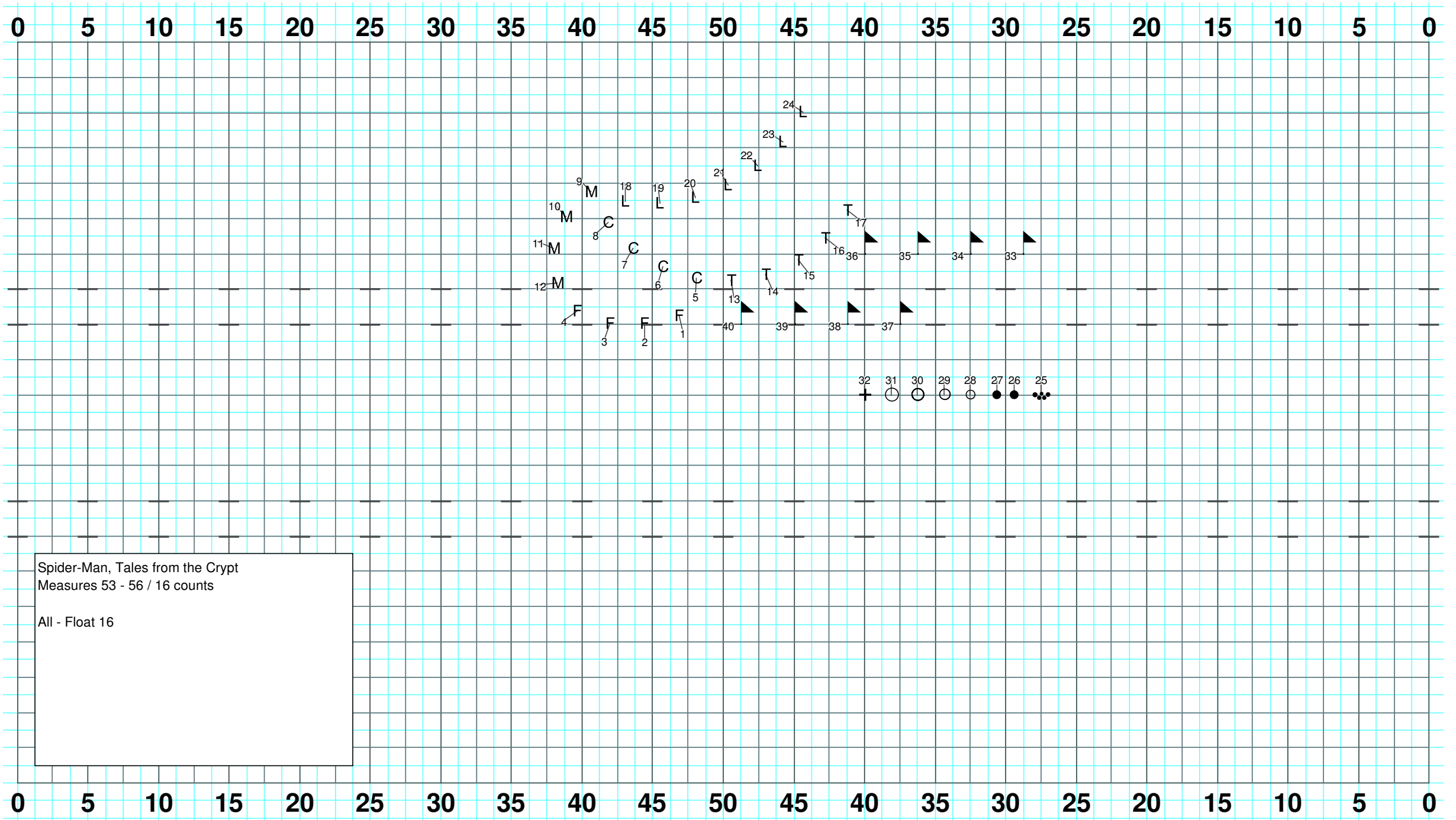


Spider-Man, Tales from the Crypt  
 Measures 42 - 52 / 44 counts

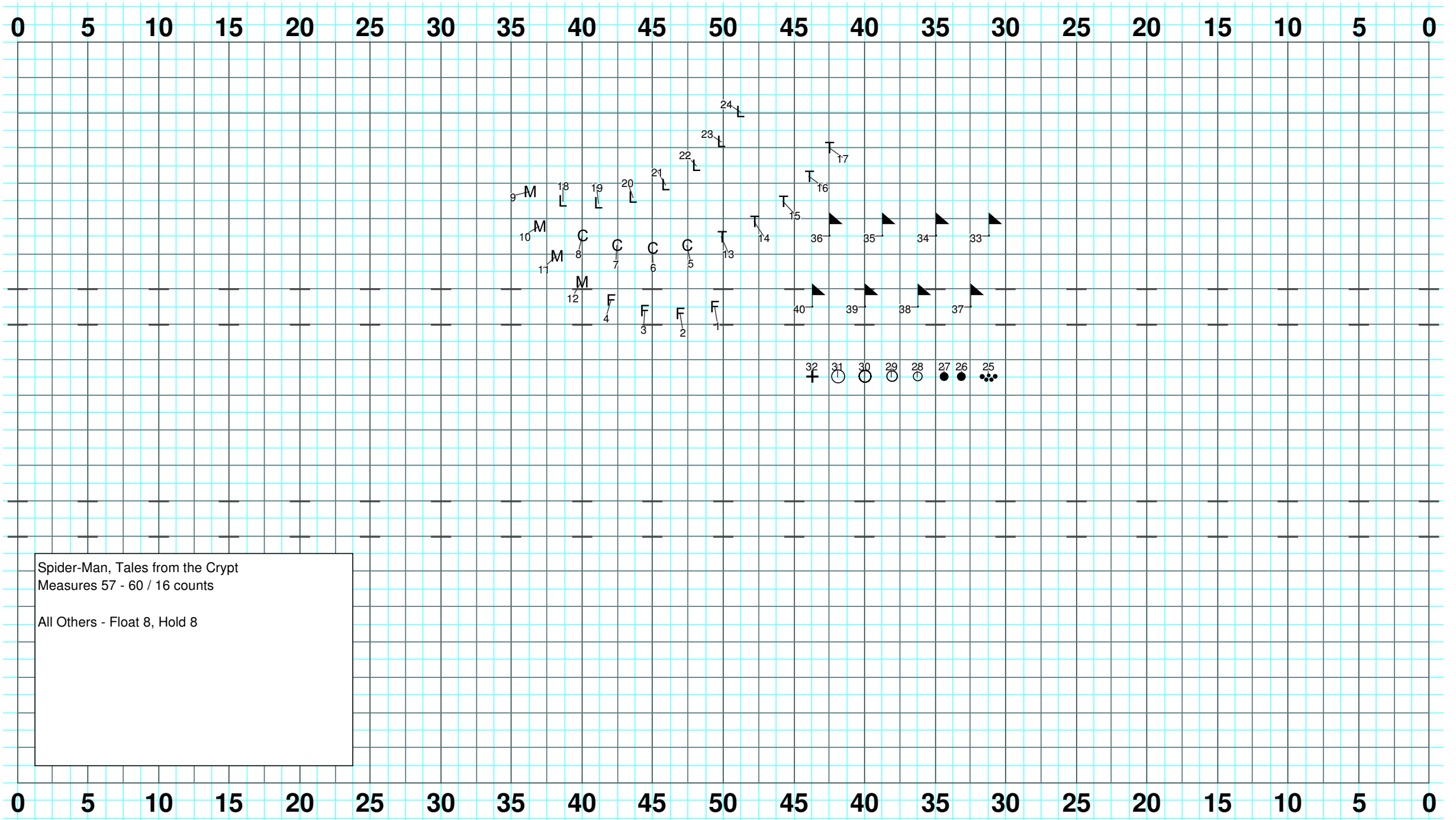
All - Float 16, Hold 28

0 5 10 15 20 25 30 35 40 45 50 45 40 35 30 25 20 15 10 5 0

Performer Viewpoint



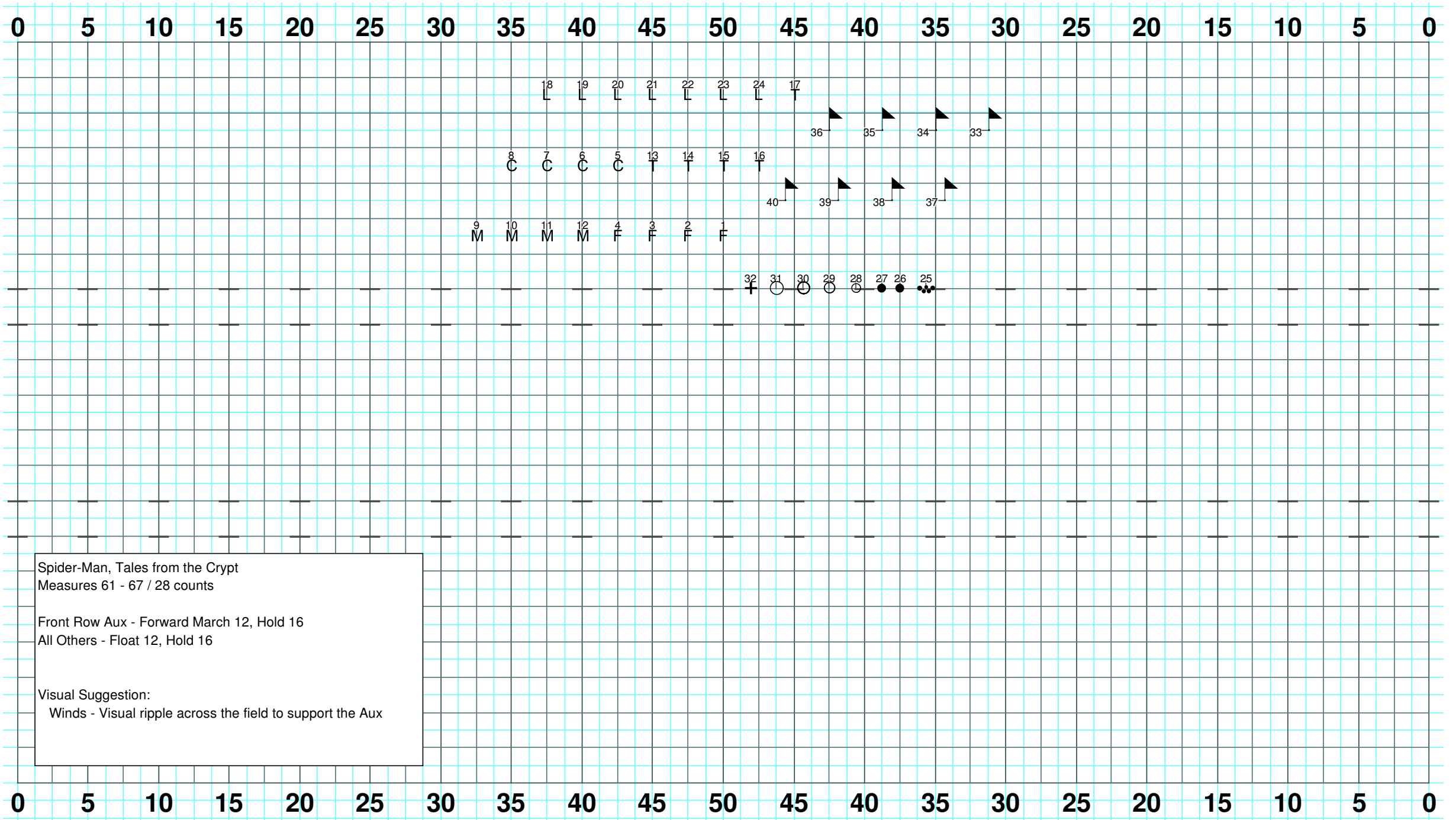
Spider-Man, Tales from the Crypt  
Measures 53 - 56 / 16 counts  
  
All - Float 16



Performer Viewpoint

Drill: Spider-Man, Tales from the Crypt

Set #15 Count: 260



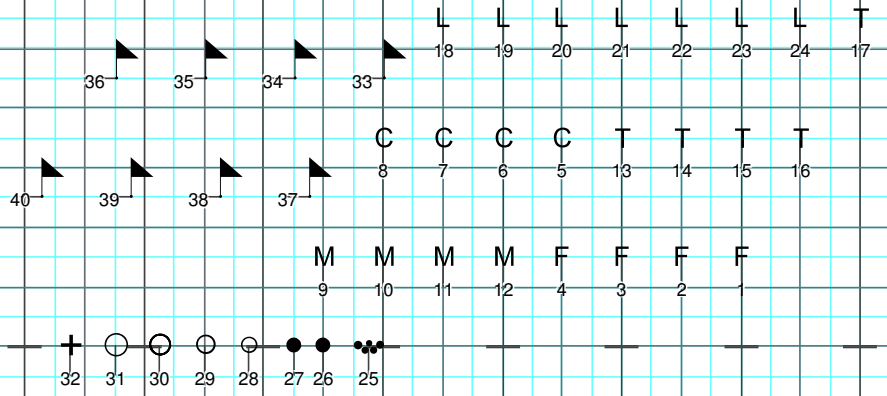
Spider-Man, Tales from the Crypt  
Measures 61 - 67 / 28 counts

Front Row Aux - Forward March 12, Hold 16  
All Others - Float 12, Hold 16

Visual Suggestion:  
Winds - Visual ripple across the field to support the Aux

Performer Viewpoint

0 5 10 15 20 25 30 35 40 45 50 45 40 35 30 25 20 15 10 5 0



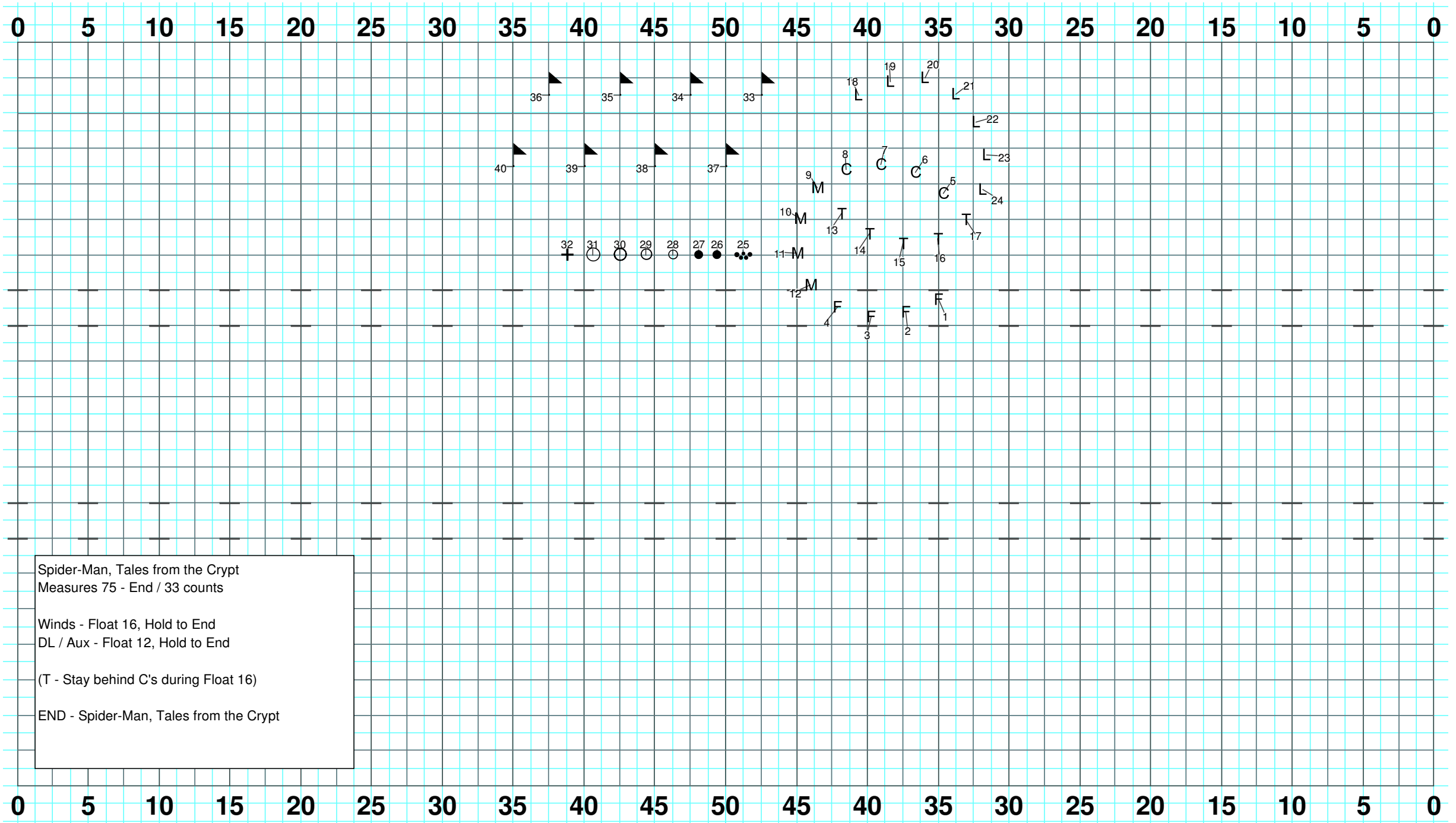
Spider-Man, Tales from the Crypt  
 Measures 68 - 74 / 28 counts

Winds - Right Slide 28  
 DL - Left Slide 28  
 Aux - Left Slide 28

0 5 10 15 20 25 30 35 40 45 50 45 40 35 30 25 20 15 10 5 0

Drill: Spider-Man, Tales from the Crypt

Set #17 Count: 321



Spider-Man, Tales from the Crypt  
Measures 75 - End / 33 counts

Winds - Float 16, Hold to End  
DL / Aux - Float 12, Hold to End

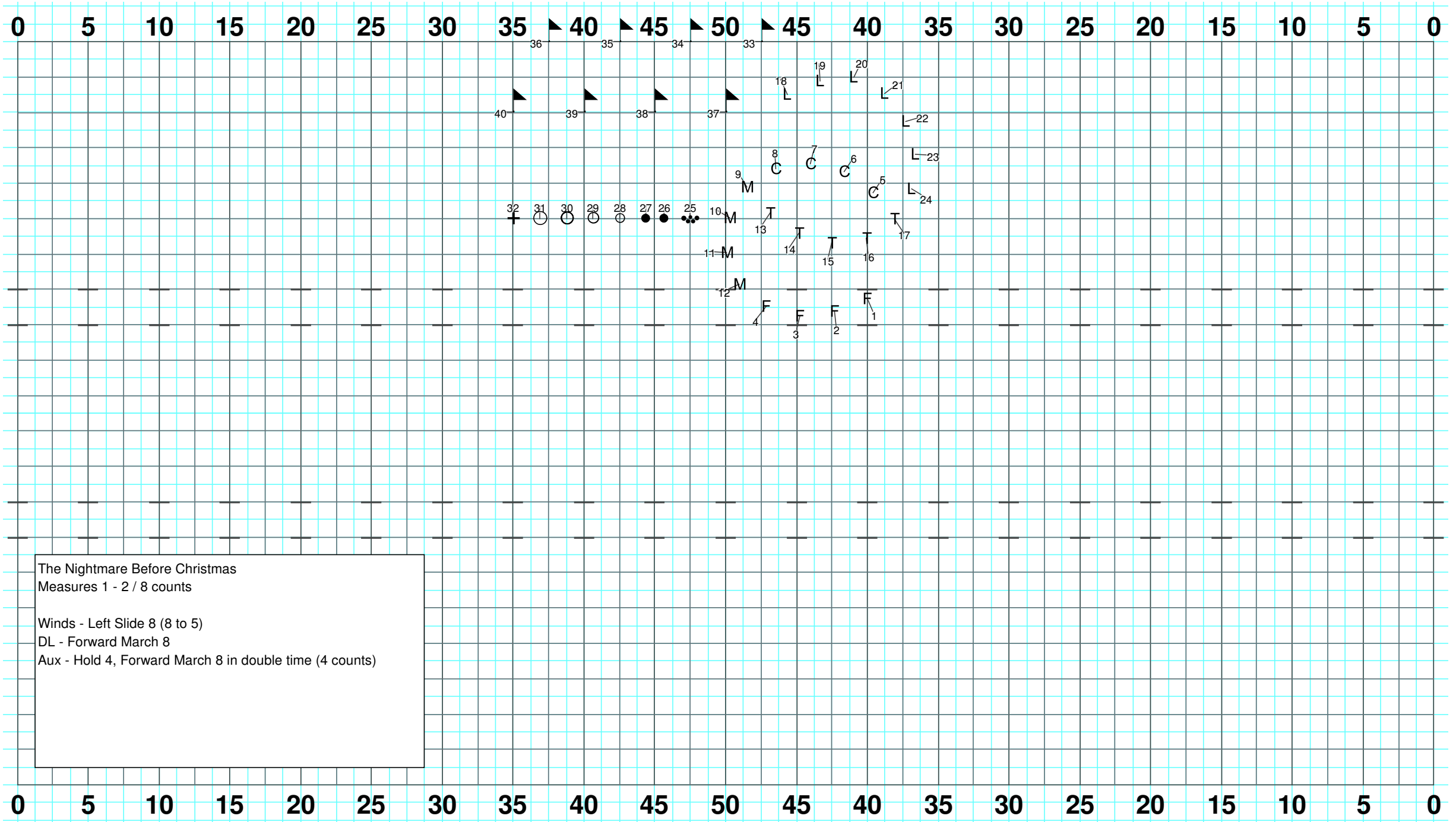
(T - Stay behind C's during Float 16)

END - Spider-Man, Tales from the Crypt

Performer Viewpoint

Drill: The Nightmare Before Christmas

Set #1 Count: 8



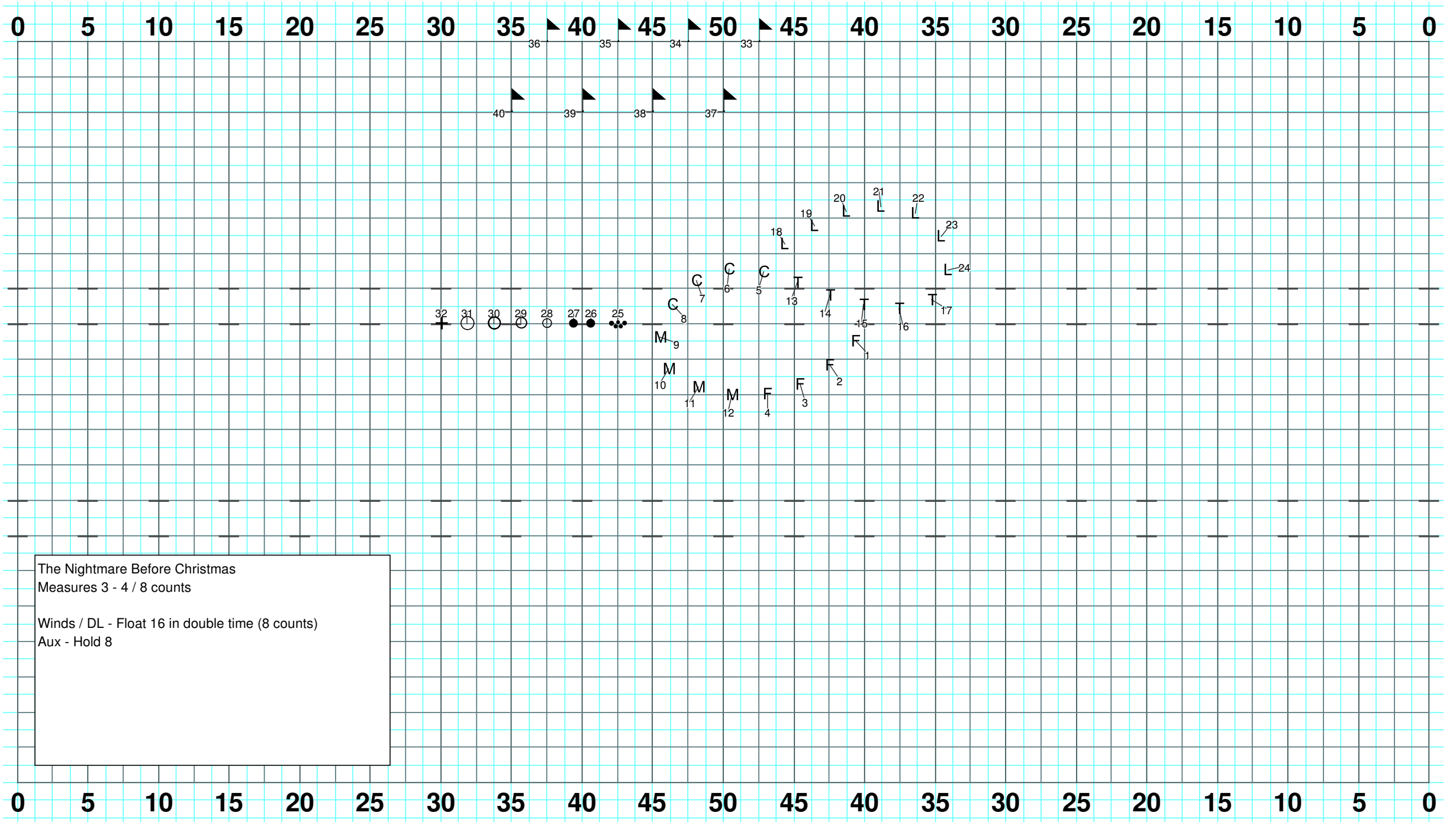
The Nightmare Before Christmas  
Measures 1 - 2 / 8 counts

Winds - Left Slide 8 (8 to 5)  
DL - Forward March 8  
Aux - Hold 4, Forward March 8 in double time (4 counts)

Performer Viewpoint

Drill: The Nightmare Before Christmas

Set #2 Count: 16

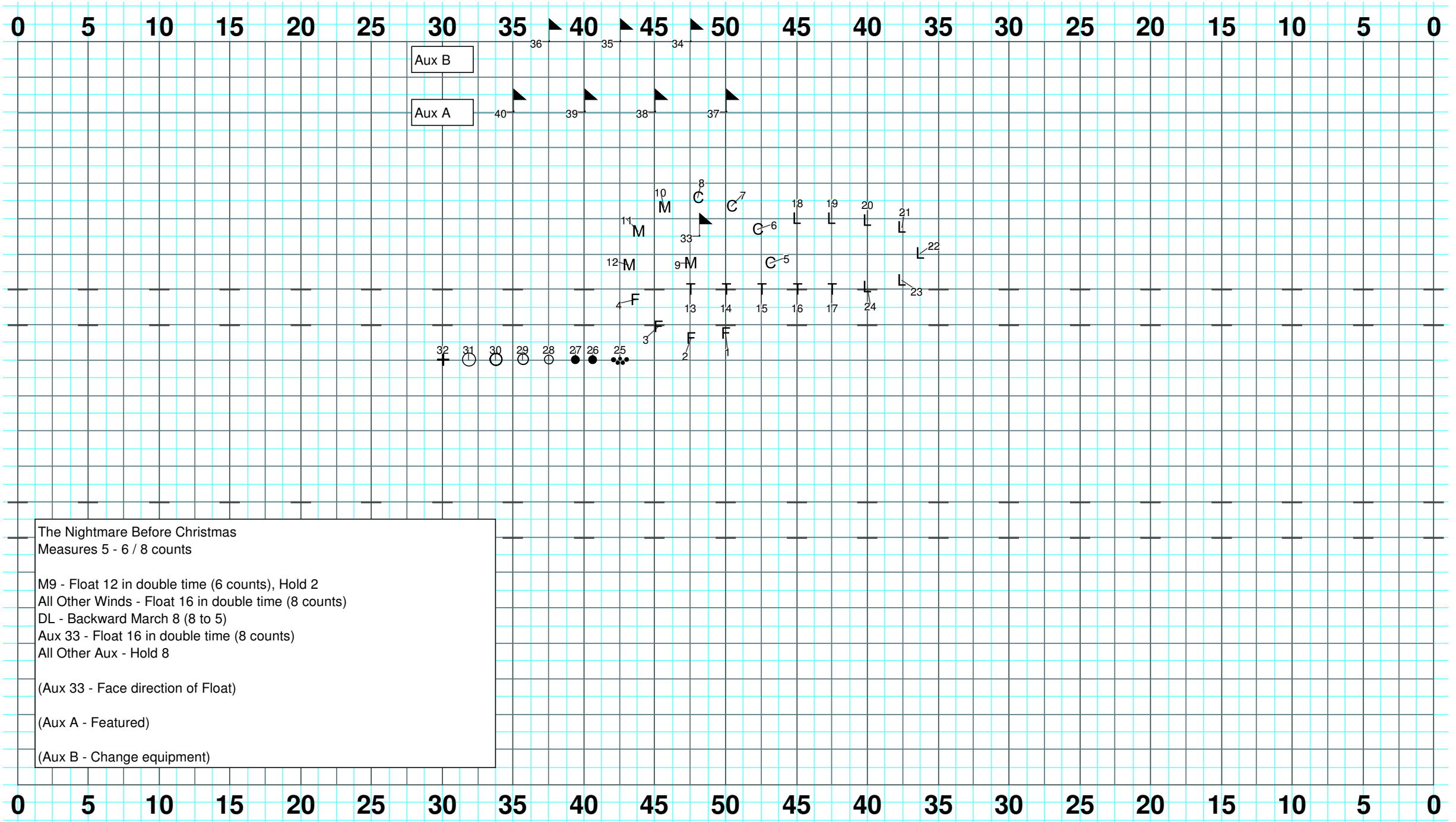


The Nightmare Before Christmas  
Measures 3 - 4 / 8 counts  
  
Winds / DL - Float 16 in double time (8 counts)  
Aux - Hold 8

Performer Viewpoint

Drill: The Nightmare Before Christmas

Set #3 Count: 24



The Nightmare Before Christmas  
 Measures 5 - 6 / 8 counts

M9 - Float 12 in double time (6 counts), Hold 2  
 All Other Winds - Float 16 in double time (8 counts)  
 DL - Backward March 8 (8 to 5)  
 Aux 33 - Float 16 in double time (8 counts)  
 All Other Aux - Hold 8

(Aux 33 - Face direction of Float)

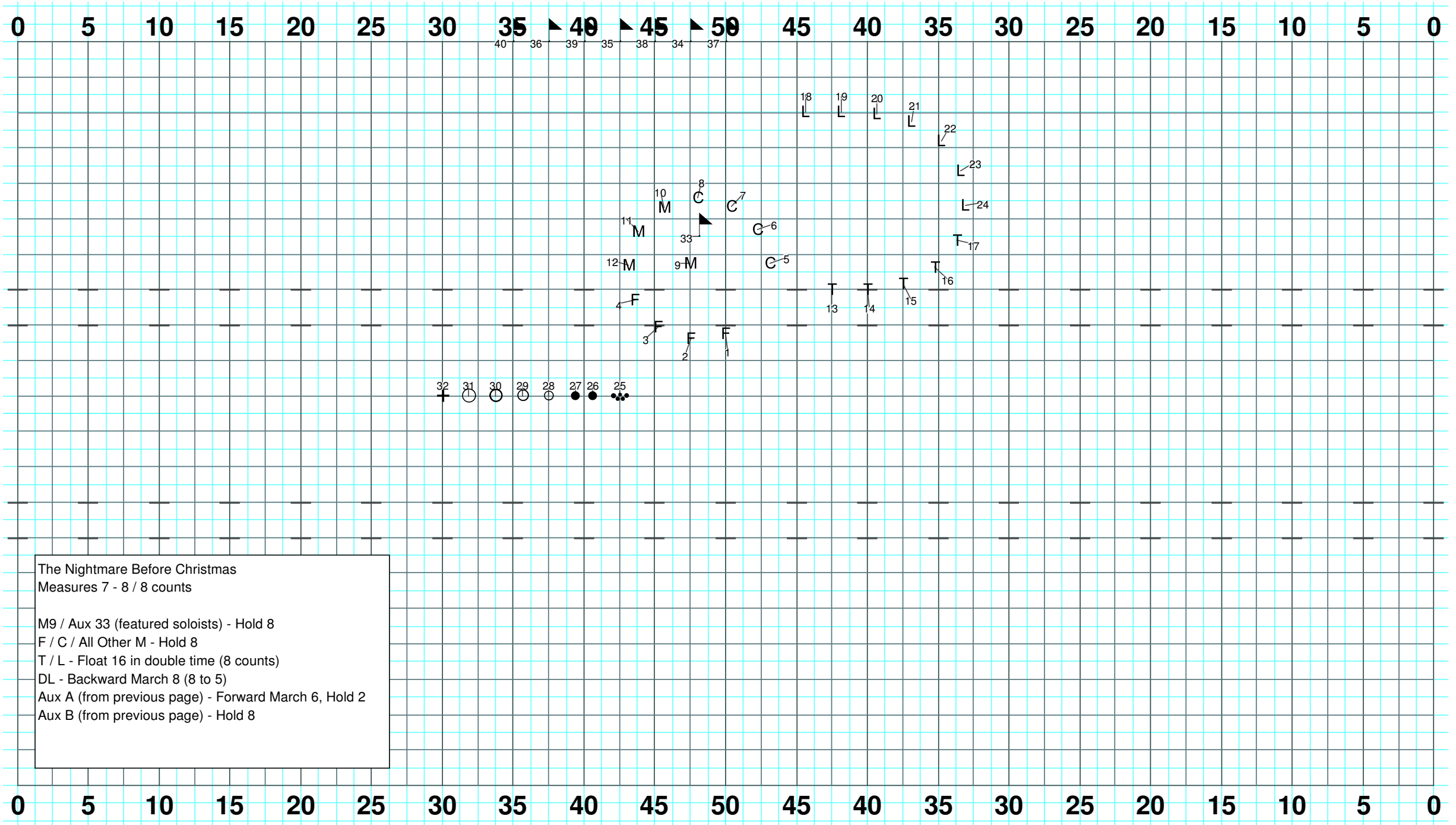
(Aux A - Featured)

(Aux B - Change equipment)

Performer Viewpoint

Drill: The Nightmare Before Christmas

Set #4 Count: 32



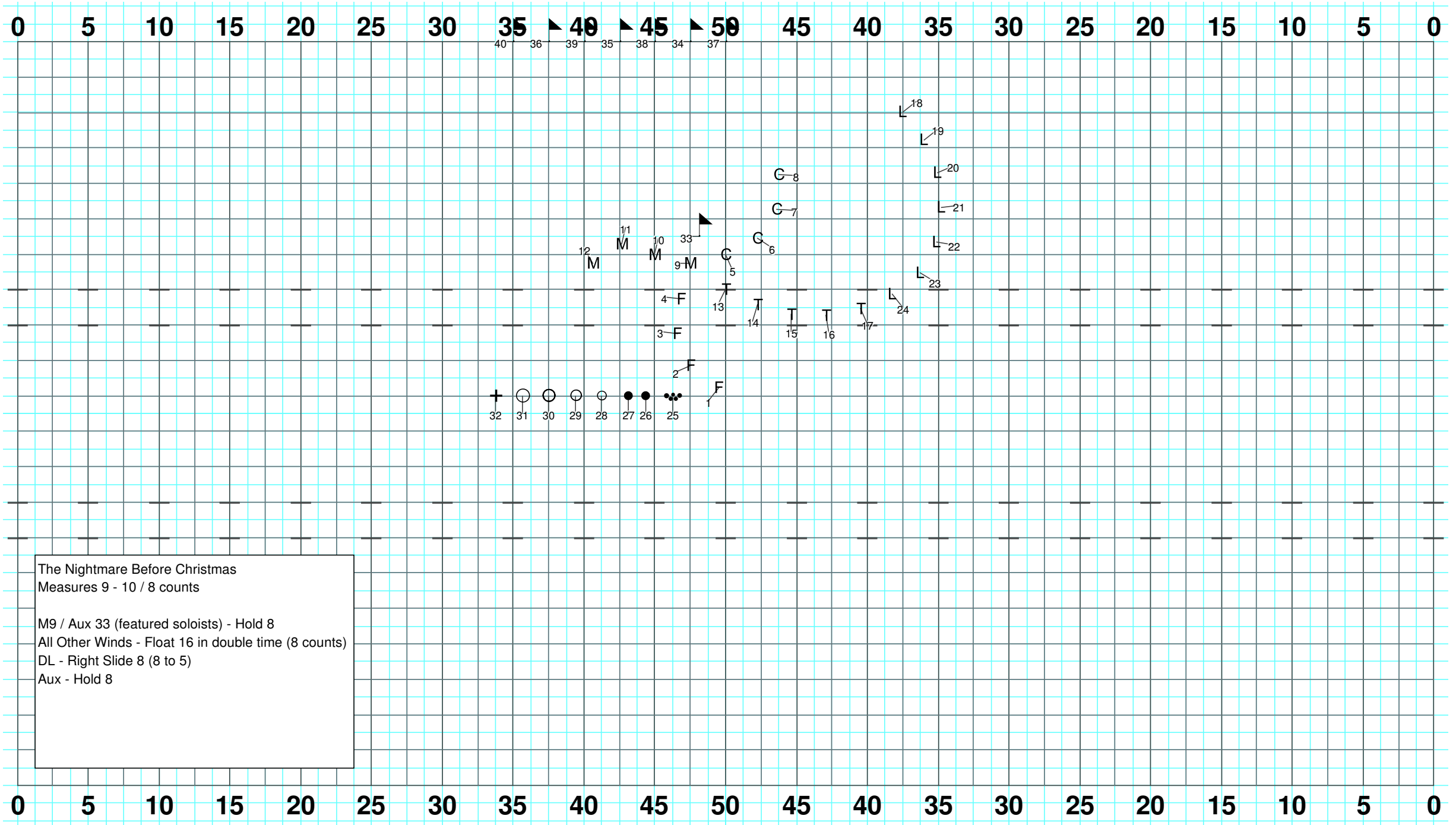
The Nightmare Before Christmas  
 Measures 7 - 8 / 8 counts

M9 / Aux 33 (featured soloists) - Hold 8  
 F / C / All Other M - Hold 8  
 T / L - Float 16 in double time (8 counts)  
 DL - Backward March 8 (8 to 5)  
 Aux A (from previous page) - Forward March 6, Hold 2  
 Aux B (from previous page) - Hold 8

Performer Viewpoint

Drill: The Nightmare Before Christmas

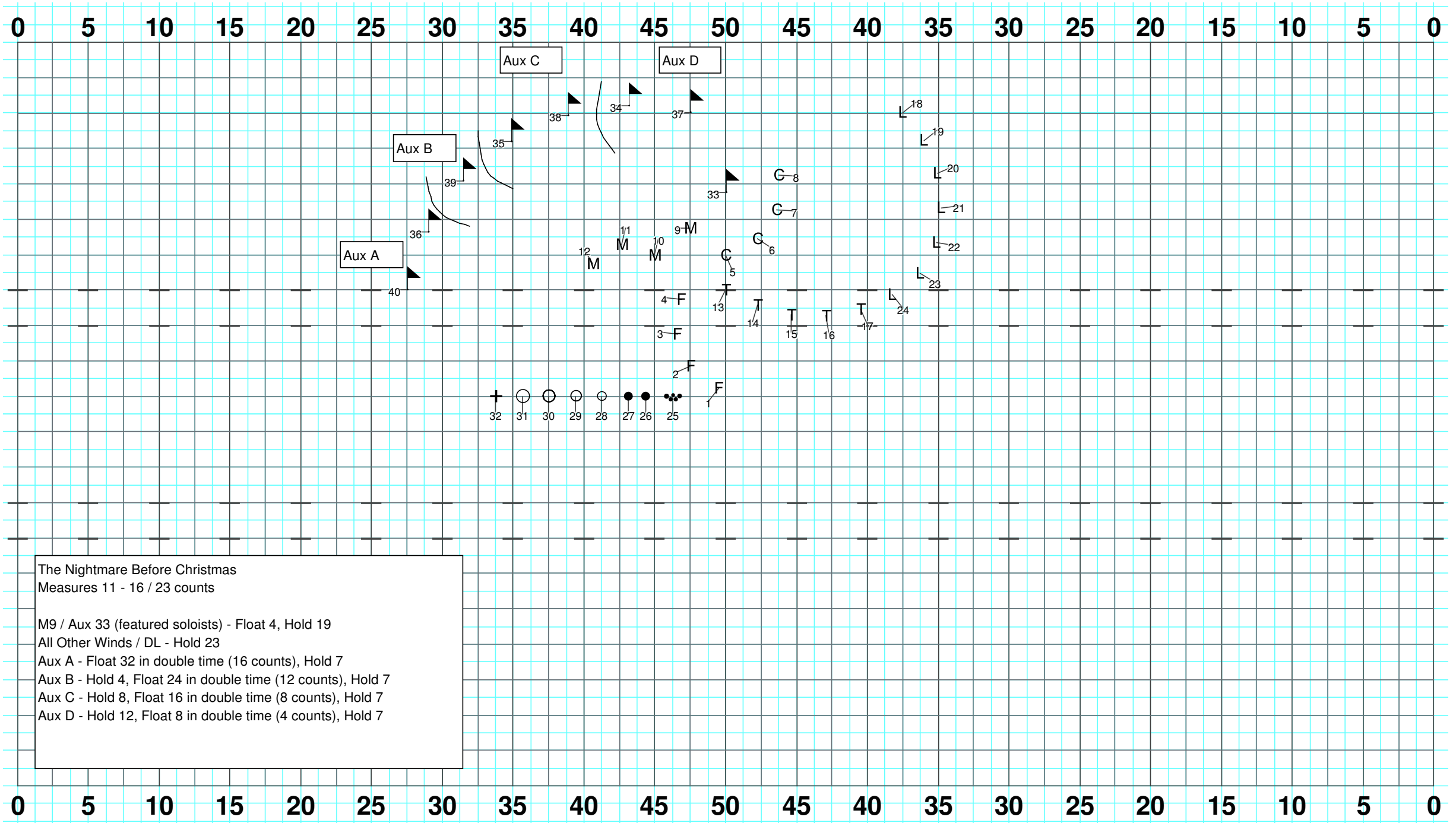
Set #5 Count: 40



The Nightmare Before Christmas  
 Measures 9 - 10 / 8 counts

M9 / Aux 33 (featured soloists) - Hold 8  
 All Other Winds - Float 16 in double time (8 counts)  
 DL - Right Slide 8 (8 to 5)  
 Aux - Hold 8

Performer Viewpoint



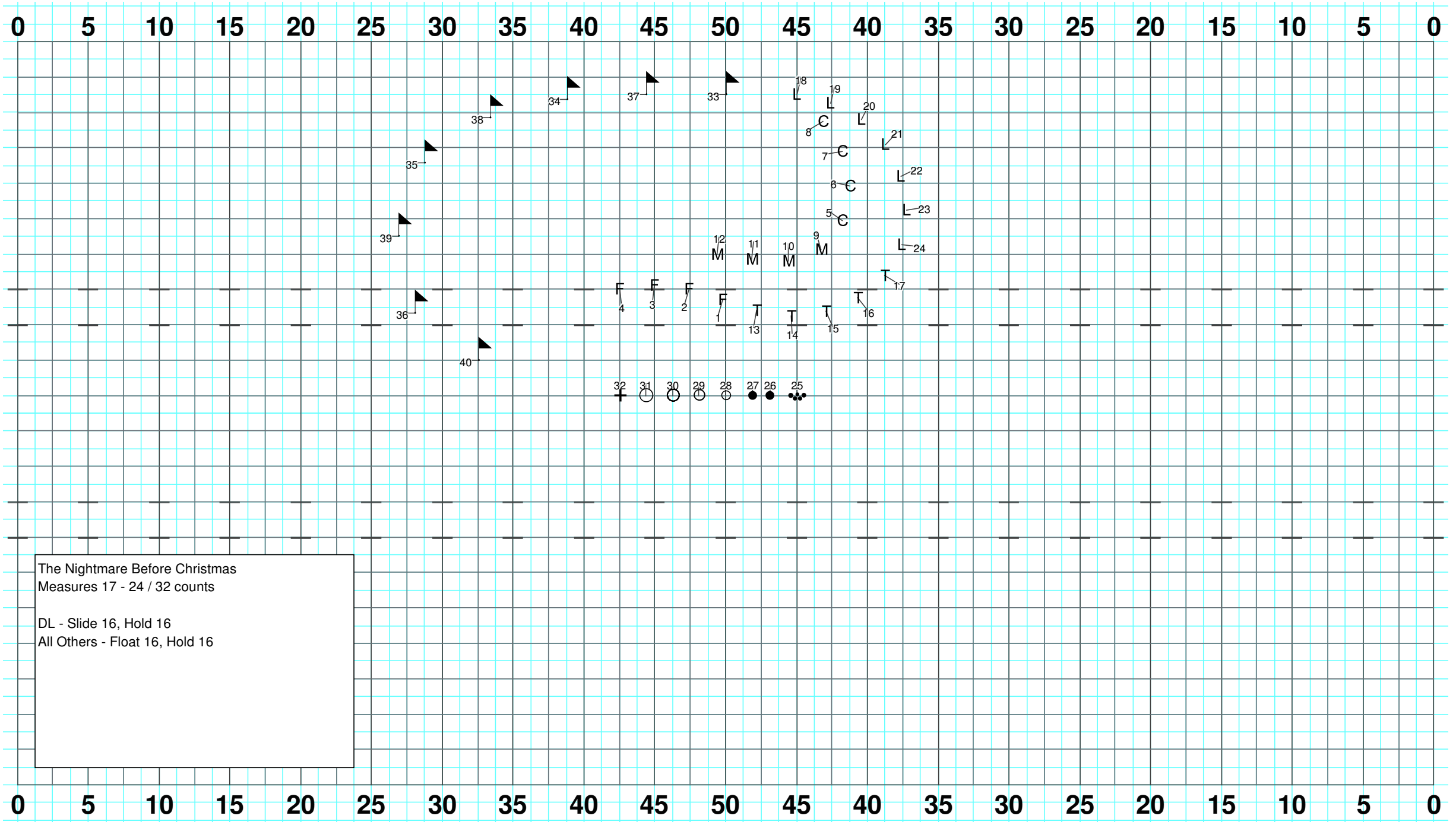
The Nightmare Before Christmas  
 Measures 11 - 16 / 23 counts

M9 / Aux 33 (featured soloists) - Float 4, Hold 19  
 All Other Winds / DL - Hold 23  
 Aux A - Float 32 in double time (16 counts), Hold 7  
 Aux B - Hold 4, Float 24 in double time (12 counts), Hold 7  
 Aux C - Hold 8, Float 16 in double time (8 counts), Hold 7  
 Aux D - Hold 12, Float 8 in double time (4 counts), Hold 7

Performer Viewpoint

Drill: The Nightmare Before Christmas

Set #7 Count: 95



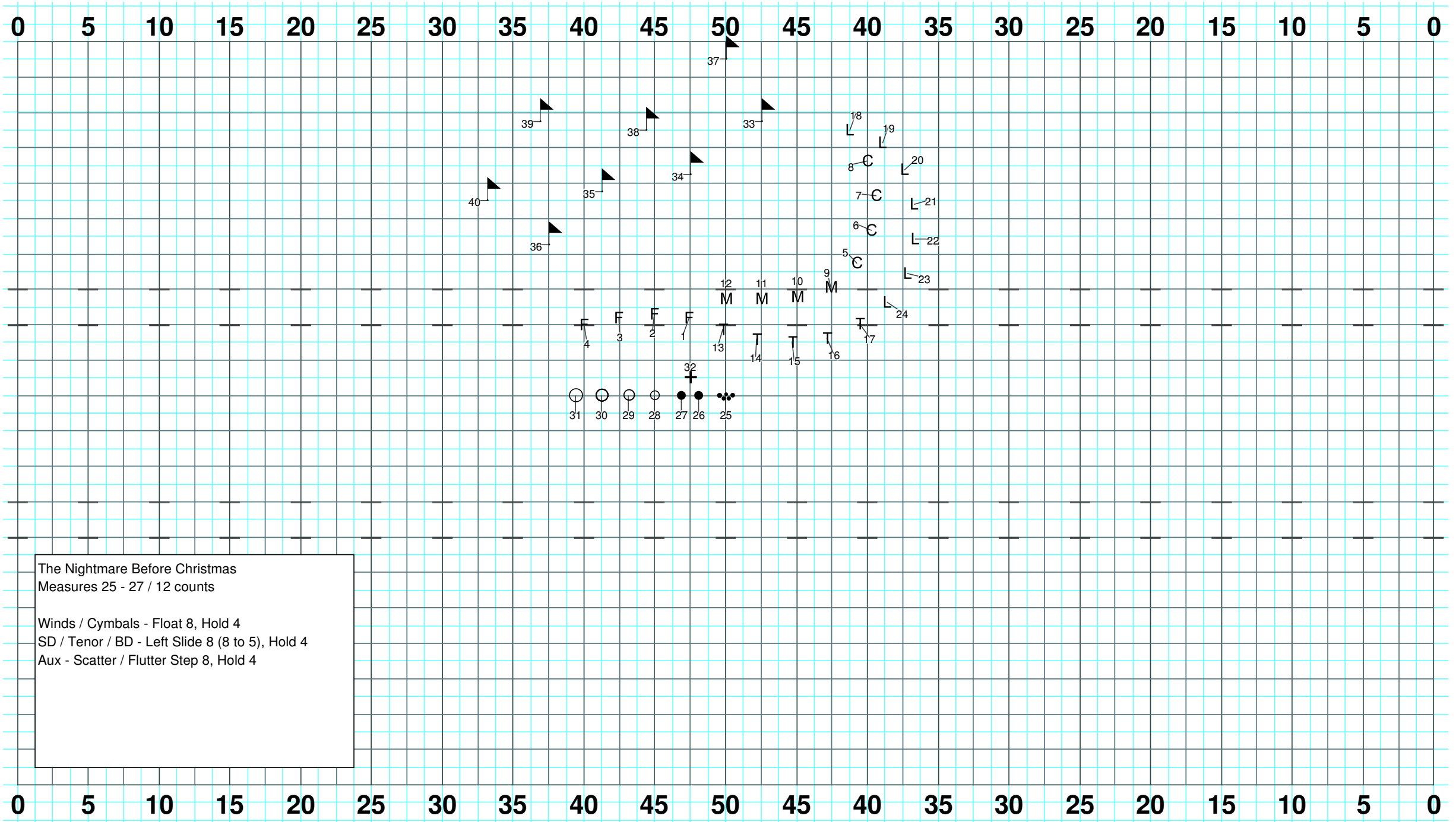
The Nightmare Before Christmas  
Measures 17 - 24 / 32 counts

DL - Slide 16, Hold 16  
All Others - Float 16, Hold 16

Performer Viewpoint

Drill: The Nightmare Before Christmas

Set #8 Count: 107



The Nightmare Before Christmas  
 Measures 25 - 27 / 12 counts

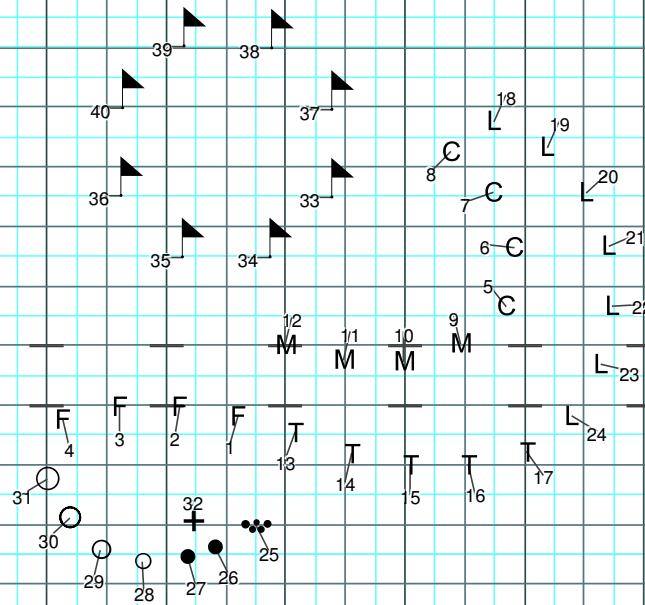
Winds / Cymbals - Float 8, Hold 4  
 SD / Tenor / BD - Left Slide 8 (8 to 5), Hold 4  
 Aux - Scatter / Flutter Step 8, Hold 4

Performer Viewpoint

Drill: The Nightmare Before Christmas

Set #9 Count: 131

0 5 10 15 20 25 30 35 40 45 50 45 40 35 30 25 20 15 10 5 0



The Nightmare Before Christmas  
Measures 28 - 33 / 24 counts

All - Float 14, Hold 10

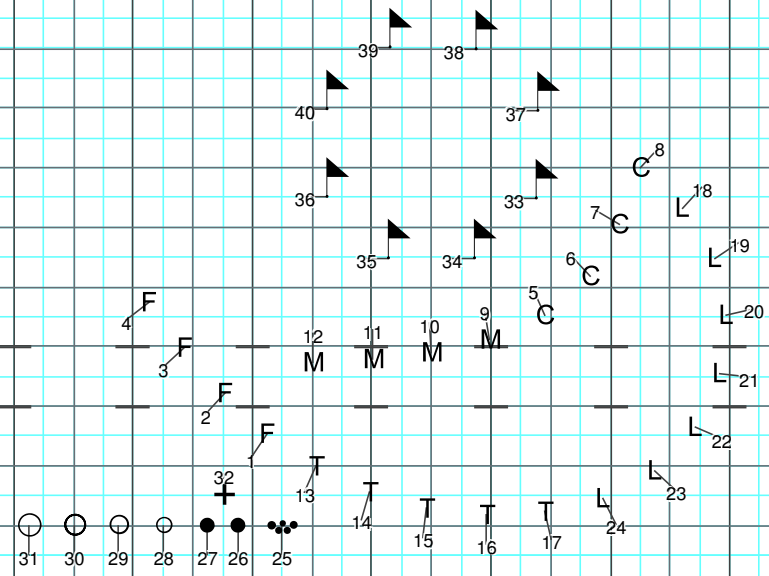
0 5 10 15 20 25 30 35 40 45 50 45 40 35 30 25 20 15 10 5 0

Performer Viewpoint

Drill: The Nightmare Before Christmas

Set #10 Count: 139

0 5 10 15 20 25 30 35 40 45 50 45 40 35 30 25 20 15 10 5 0



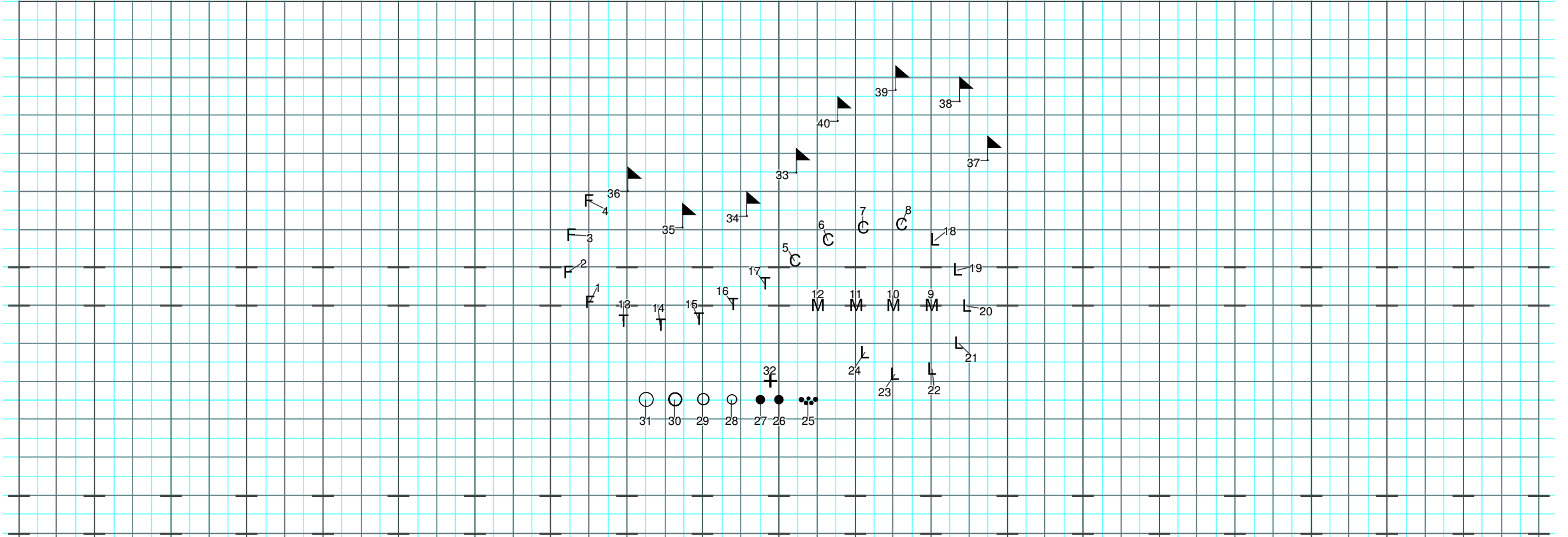
The Nightmare Before Christmas  
Measures 34 - 35 / 8 counts

Winds / DL - Float 8  
Aux - Right Slide 8 (8 to 5)

0 5 10 15 20 25 30 35 40 45 50 45 40 35 30 25 20 15 10 5 0

Performer Viewpoint

0 5 10 15 20 25 30 35 40 45 50 45 40 35 30 25 20 15 10 5 0



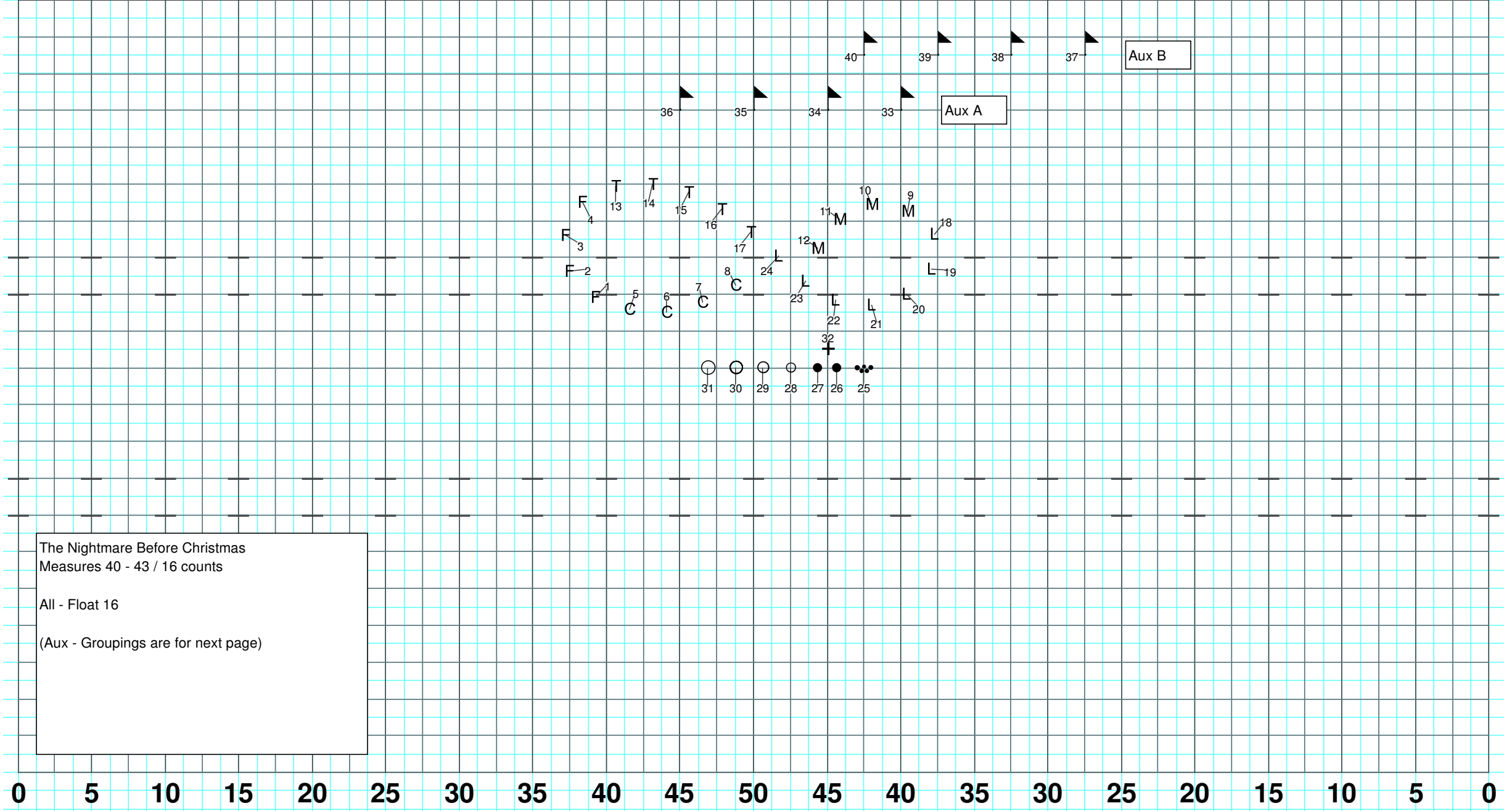
31 30 29 28 27 26 25

The Nightmare Before Christmas  
Measures 36 - 39 / 16 counts  
  
All - Float 16

0 5 10 15 20 25 30 35 40 45 50 45 40 35 30 25 20 15 10 5 0

Performer Viewpoint

0 5 10 15 20 25 30 35 40 45 50 45 40 35 30 25 20 15 10 5 0

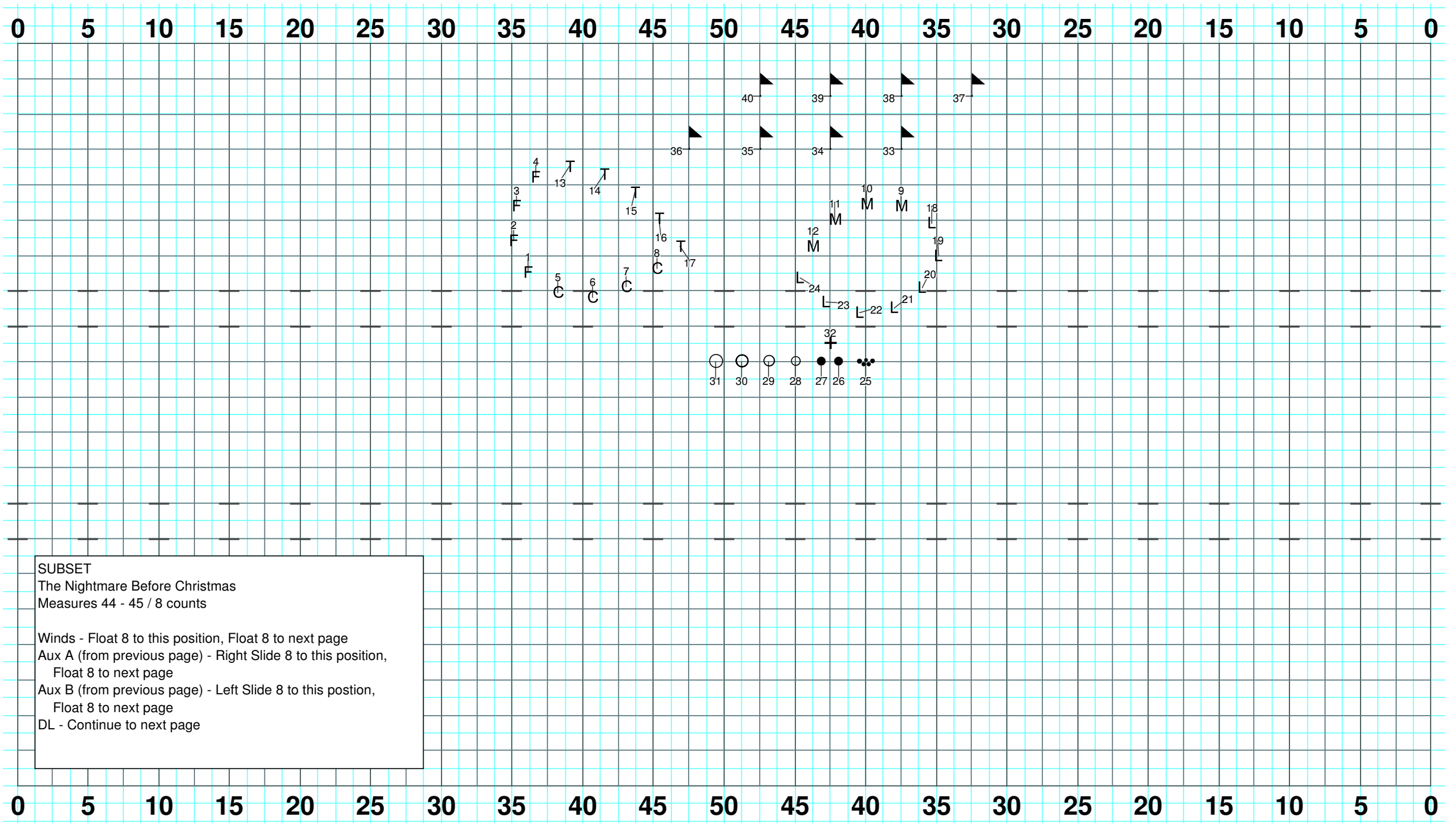


The Nightmare Before Christmas  
 Measures 40 - 43 / 16 counts

All - Float 16

(Aux - Groupings are for next page)

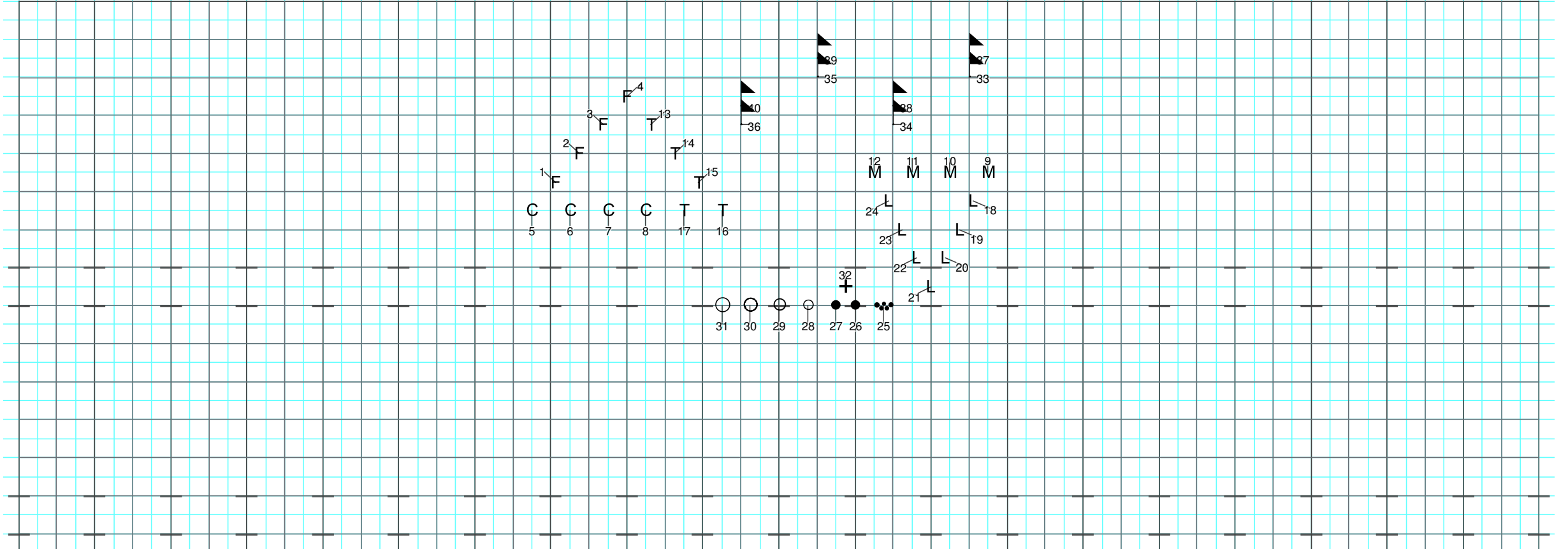
0 5 10 15 20 25 30 35 40 45 50 45 40 35 30 25 20 15 10 5 0



SUBSET  
 The Nightmare Before Christmas  
 Measures 44 - 45 / 8 counts

Winds - Float 8 to this position, Float 8 to next page  
 Aux A (from previous page) - Right Slide 8 to this position,  
 Float 8 to next page  
 Aux B (from previous page) - Left Slide 8 to this position,  
 Float 8 to next page  
 DL - Continue to next page

0 5 10 15 20 25 30 35 40 45 50 45 40 35 30 25 20 15 10 5 0



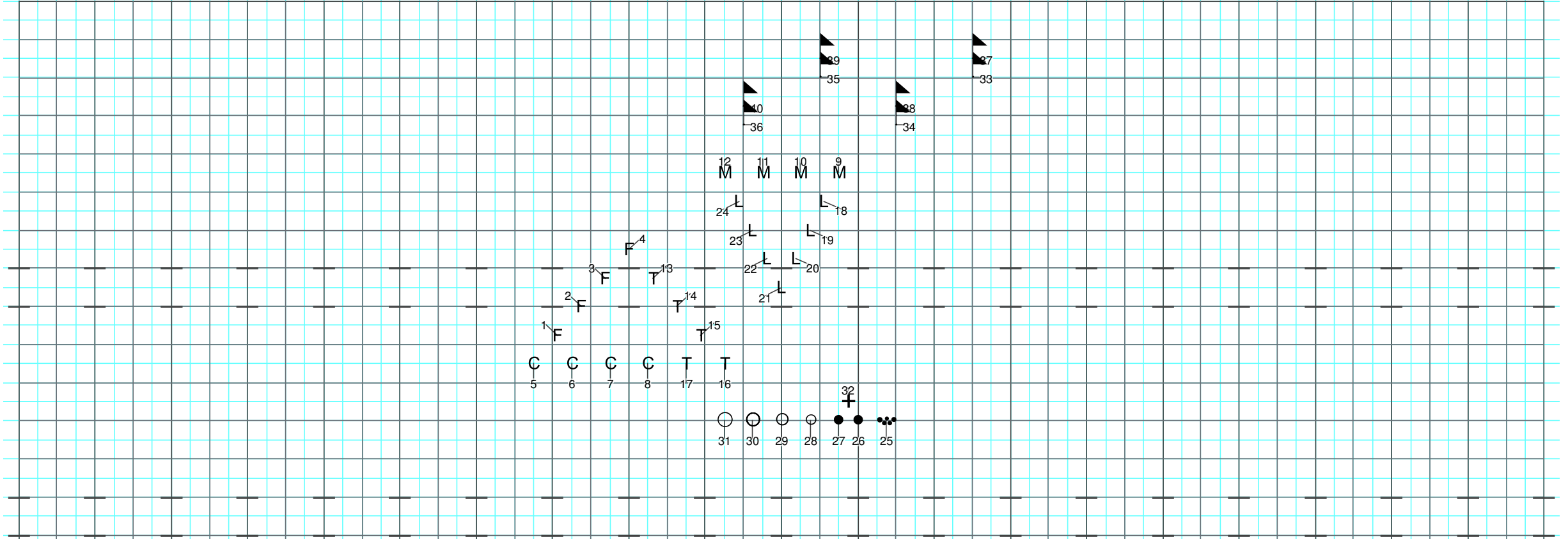
The Nightmare Before Christmas  
 Measures 44 - 47 / 16 counts

Winds - Float 8 to Subset, Float 8 to this page  
 Aux A (from previous page) - Right Slide 8 to Subset, Float 8 to this page  
 Aux B (from previous page) - Left Slide 8 to Subset, Float 8 to this page

Visual Suggestion:  
 Aux - Staged for partner routine

0 5 10 15 20 25 30 35 40 45 50 45 40 35 30 25 20 15 10 5 0

0 5 10 15 20 25 30 35 40 45 50 45 40 35 30 25 20 15 10 5 0



The Nightmare Before Christmas  
 Measures 48 - 51 / 16 counts

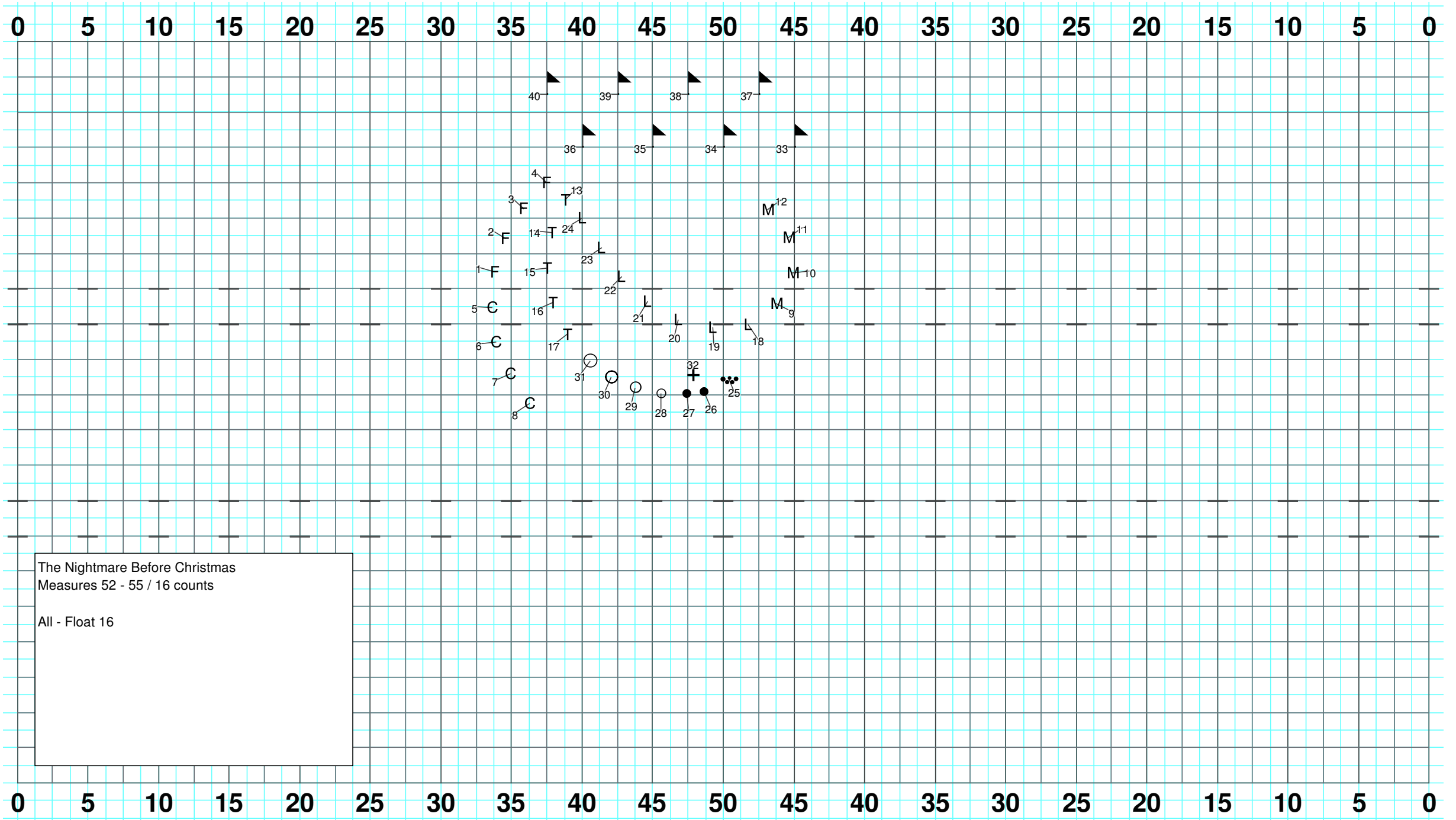
F/ C / T - Backward March 16 (8 to 5)  
 M / L - Left Slide 16 (8 to 5)  
 DL - Backward March 16  
 Aux - Hold 16

0 5 10 15 20 25 30 35 40 45 50 45 40 35 30 25 20 15 10 5 0

Performer Viewpoint

Drill: The Nightmare Before Christmas

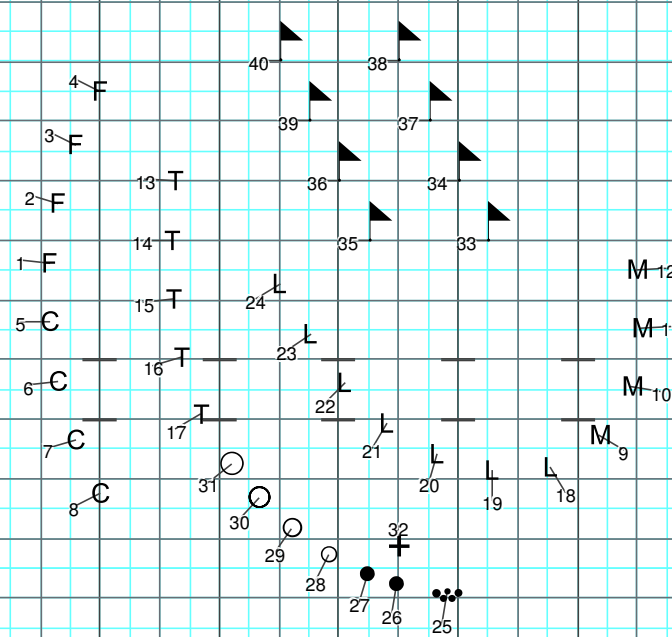
Set #15 Count: 219



The Nightmare Before Christmas  
Measures 52 - 55 / 16 counts  
  
All - Float 16

Performer Viewpoint

0 5 10 15 20 25 30 35 40 45 50 45 40 35 30 25 20 15 10 5 0



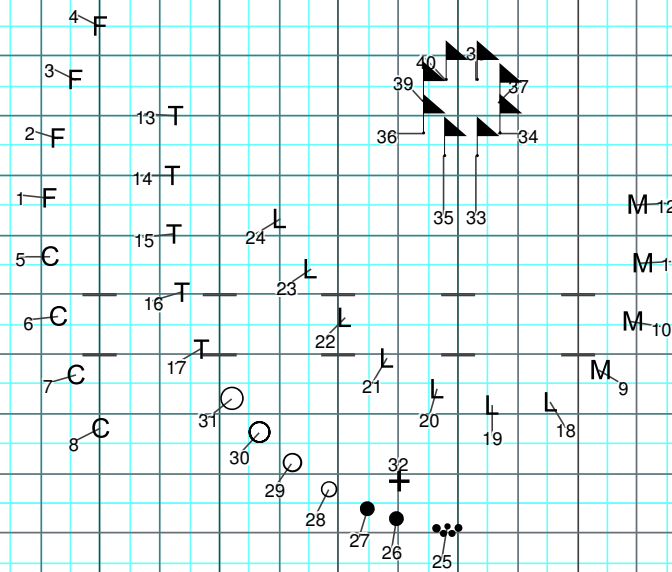
The Nightmare Before Christmas  
Measures 56 - 57 / 8 counts

All - Float 8

0 5 10 15 20 25 30 35 40 45 50 45 40 35 30 25 20 15 10 5 0

Performer Viewpoint

0 5 10 15 20 25 30 35 40 45 50 45 40 35 30 25 20 15 10 5 0



The Nightmare Before Christmas  
 Measures 58 - End / 13 counts

Winds / DL - Hold to End  
 Aux - Hold 4, Float 8 in double time (4 counts), Hold to End

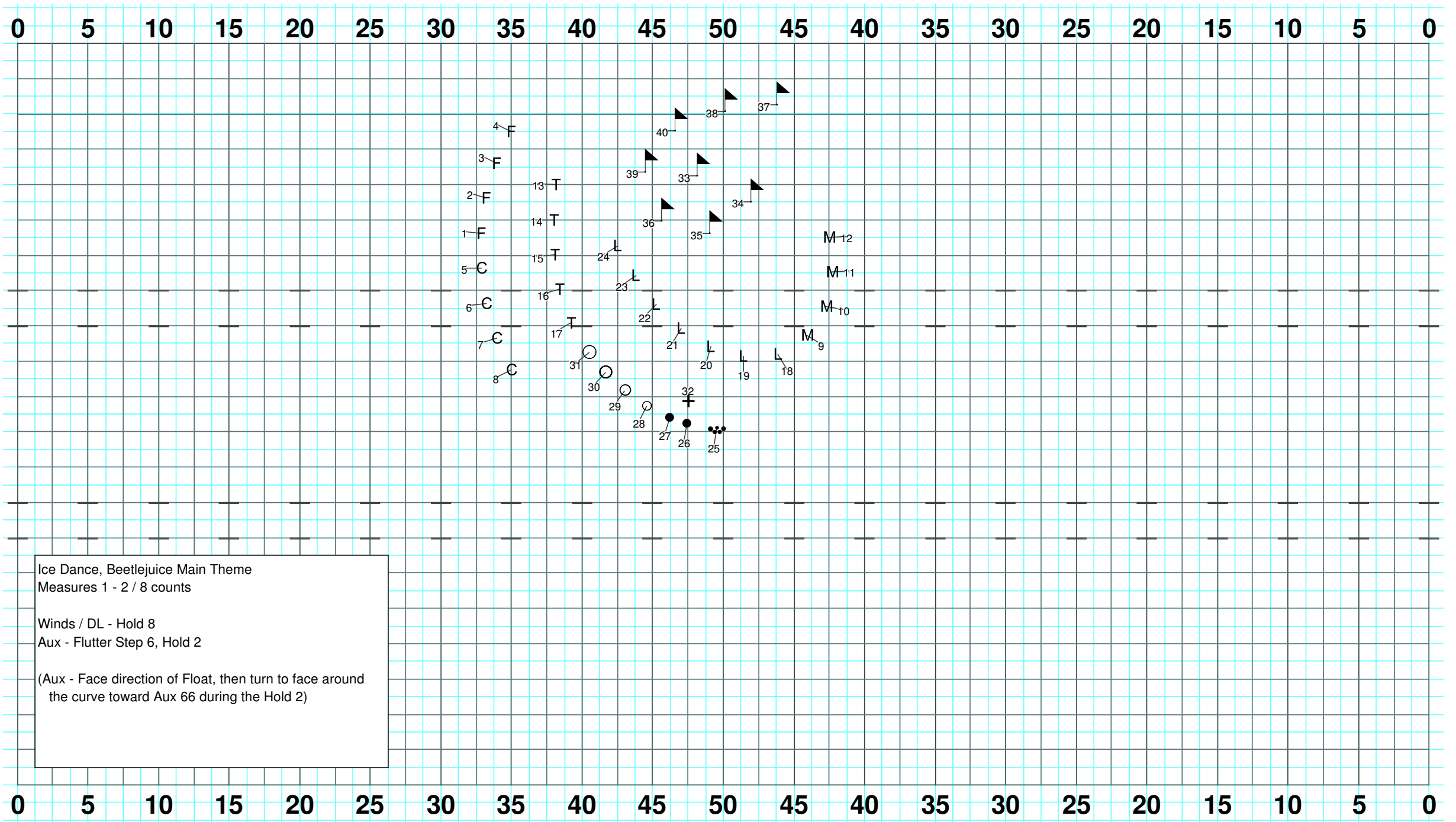
(Aux - Face direction of Float)

END - The Nightmare Before Christmas

0 5 10 15 20 25 30 35 40 45 50 45 40 35 30 25 20 15 10 5 0

Drill: Ice Dance, Beetlejuice Main Theme

Set #1 Count: 8



Ice Dance, Beetlejuice Main Theme  
 Measures 1 - 2 / 8 counts

Winds / DL - Hold 8  
 Aux - Flutter Step 6, Hold 2

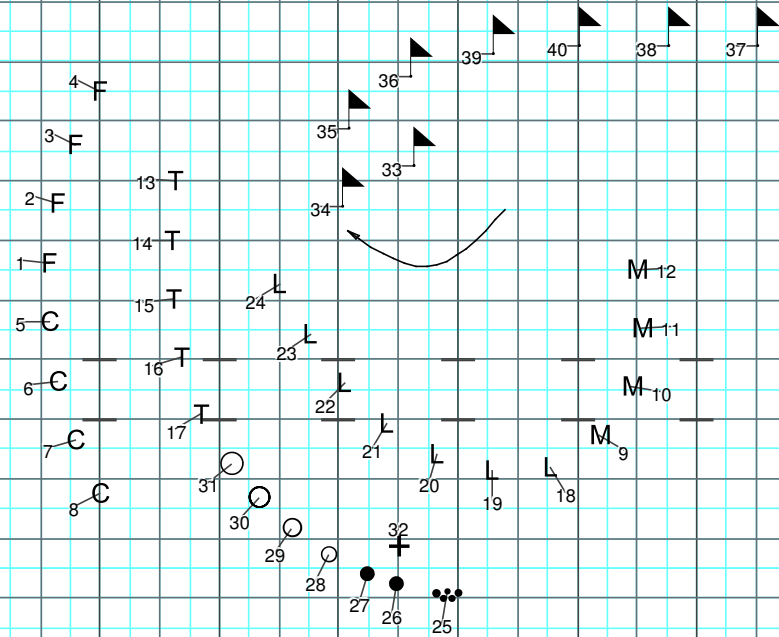
(Aux - Face direction of Float, then turn to face around the curve toward Aux 66 during the Hold 2)

Performer Viewpoint

Drill: Ice Dance, Beetlejuice Main Theme

Set #2 Count: 16

0 5 10 15 20 25 30 35 40 45 50 45 40 35 30 25 20 15 10 5 0



Ice Dance, Beetlejuice Main Theme  
 Measures 3 - 4 / 8 counts

Winds / DL / Aux 33 - Hold 8  
 All Other Aux - Follow the Leader 8

(Aux - Face direction of Follow the Leader)

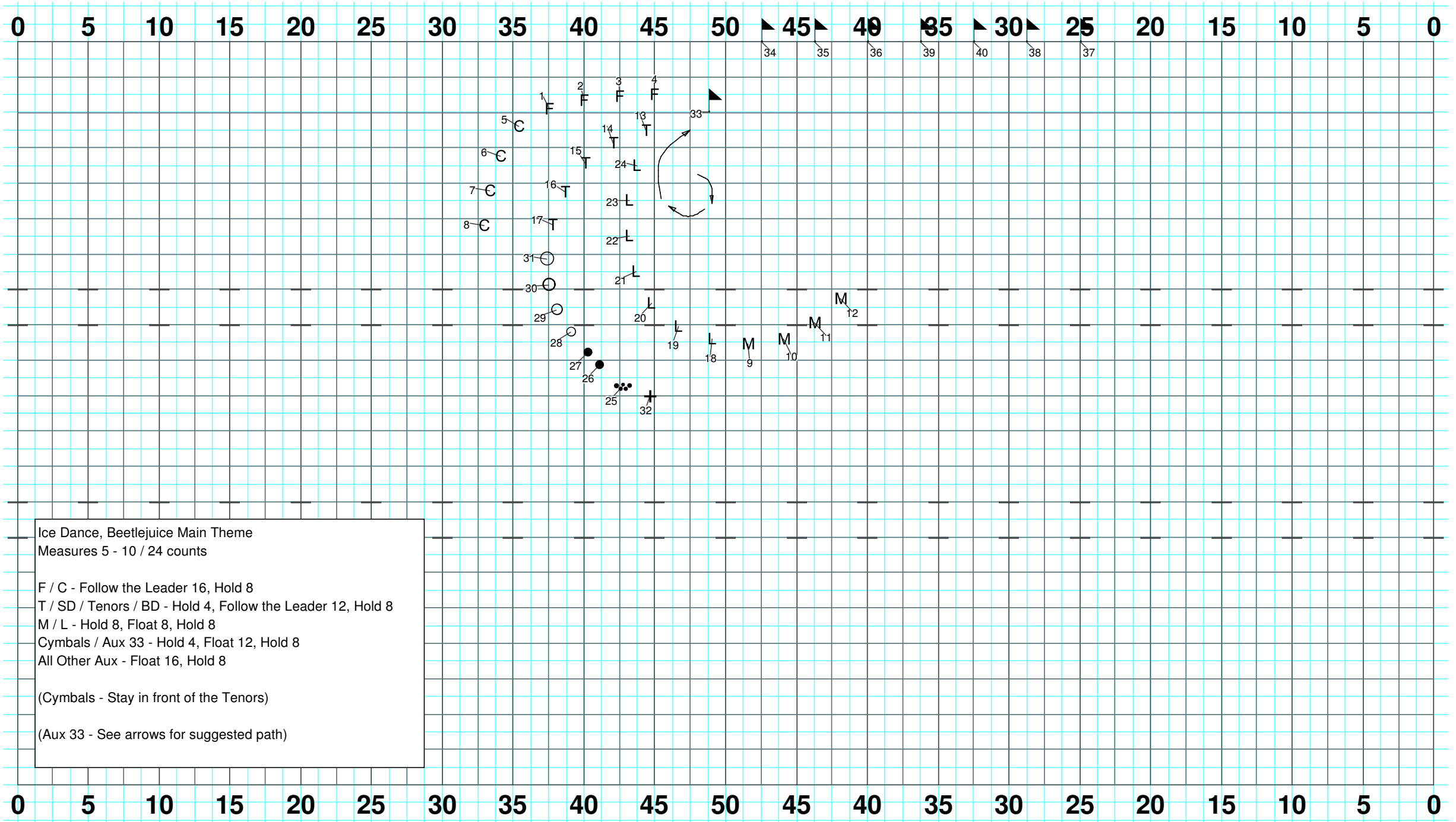
Visual Suggestion:  
 Aux 33 can be utilized to help the transition as a focal point until the snowflakes enter. If not used here, Aux 33 could simply Follow the Leader with the Other Aux.

0 5 10 15 20 25 30 35 40 45 50 45 40 35 30 25 20 15 10 5 0

Performer Viewpoint

Drill: Ice Dance, Beetlejuice Main Theme

Set #3 Count: 40



Ice Dance, Beetlejuice Main Theme  
 Measures 5 - 10 / 24 counts

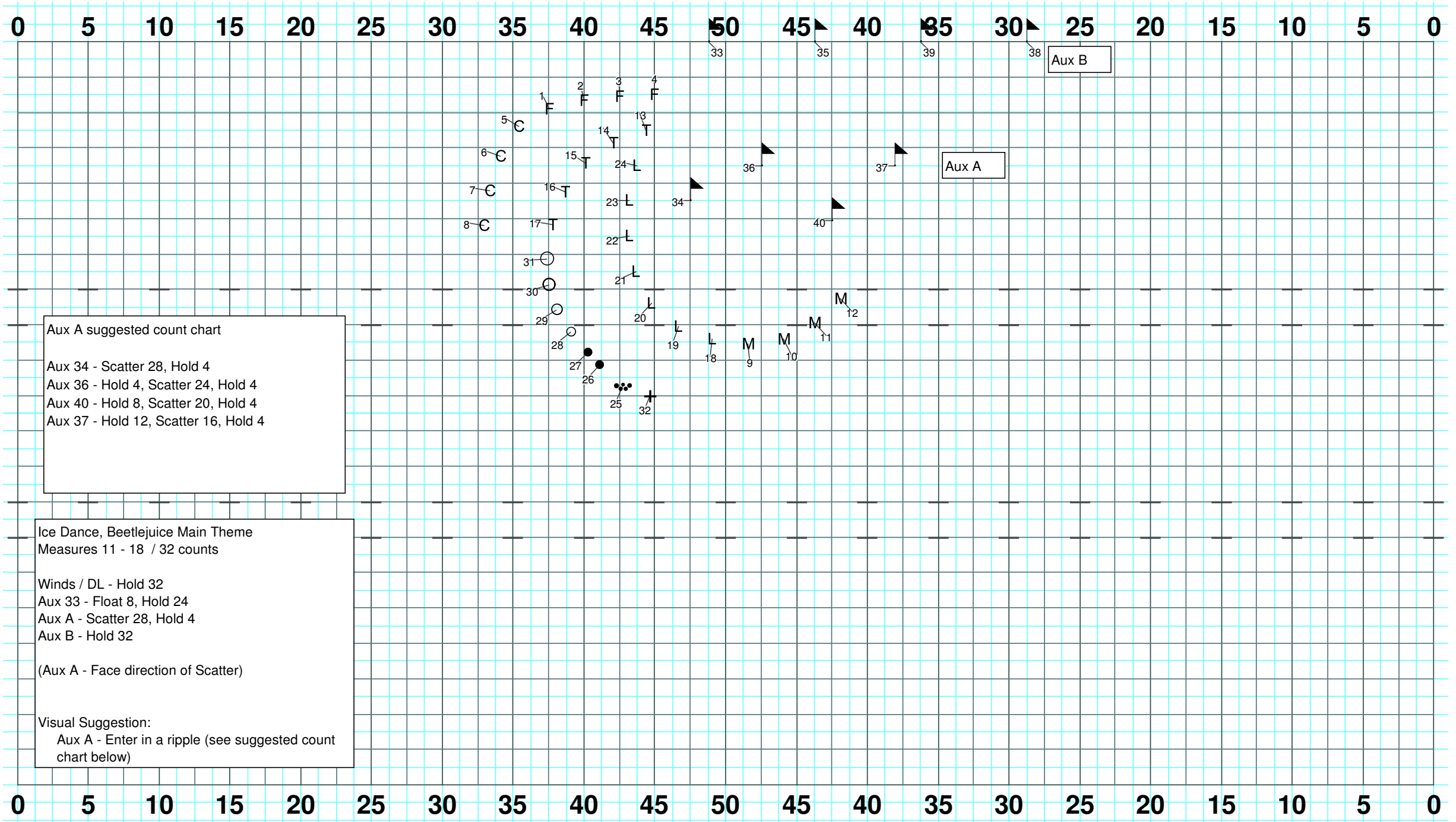
F / C - Follow the Leader 16, Hold 8  
 T / SD / Tenors / BD - Hold 4, Follow the Leader 12, Hold 8  
 M / L - Hold 8, Float 8, Hold 8  
 Cymbals / Aux 33 - Hold 4, Float 12, Hold 8  
 All Other Aux - Float 16, Hold 8

(Cymbals - Stay in front of the Tenors)  
 (Aux 33 - See arrows for suggested path)

Performer Viewpoint

Drill: Ice Dance, Beetlejuice Main Theme

Set #4 Count: 72



Aux A suggested count chart

Aux 34 - Scatter 28, Hold 4  
 Aux 36 - Hold 4, Scatter 24, Hold 4  
 Aux 40 - Hold 8, Scatter 20, Hold 4  
 Aux 37 - Hold 12, Scatter 16, Hold 4

Ice Dance, Beetlejuice Main Theme  
 Measures 11 - 18 / 32 counts

Winds / DL - Hold 32  
 Aux 33 - Float 8, Hold 24  
 Aux A - Scatter 28, Hold 4  
 Aux B - Hold 32

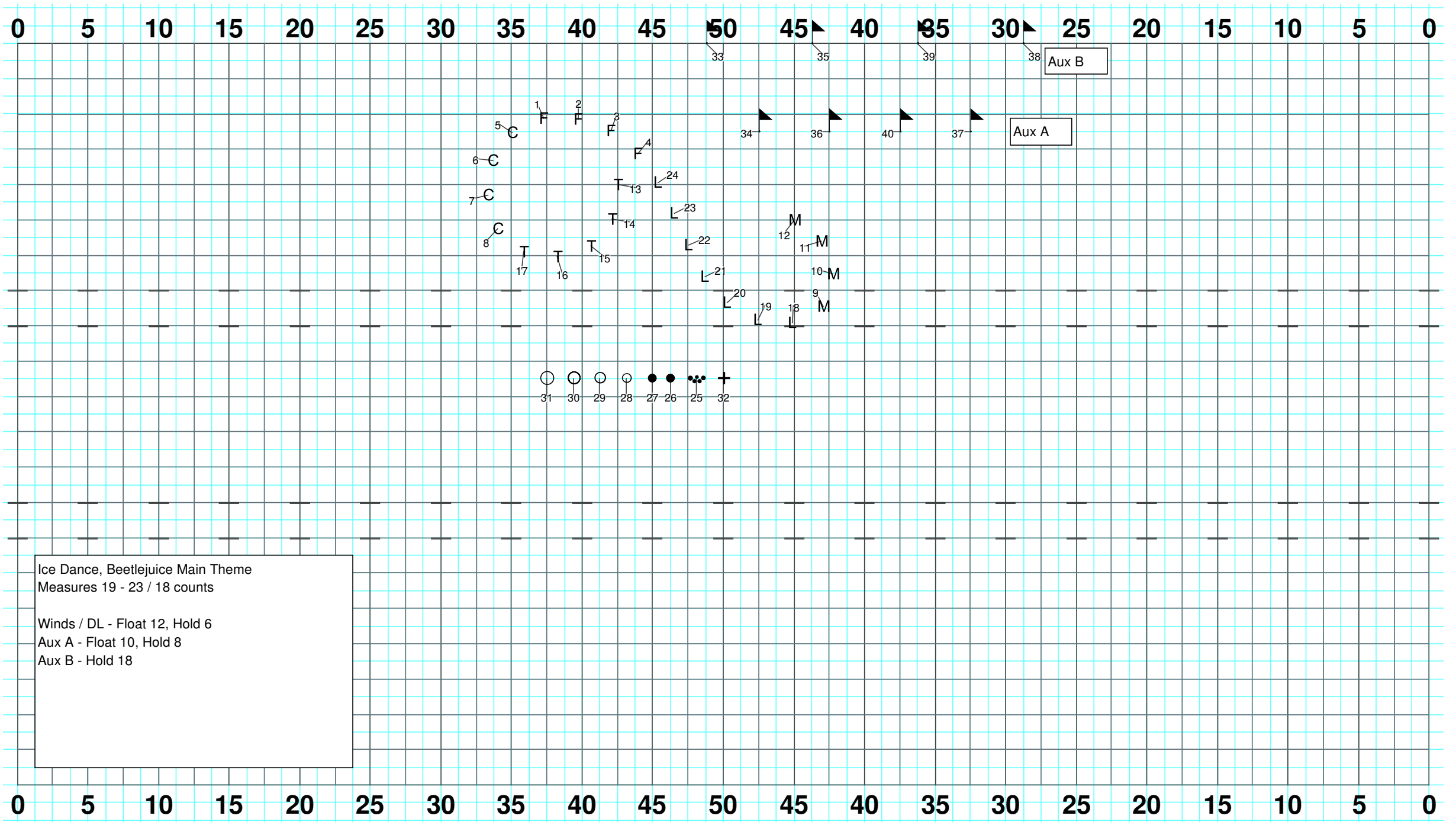
(Aux A - Face direction of Scatter)

Visual Suggestion:  
 Aux A - Enter in a ripple (see suggested count chart below)

Performer Viewpoint

Drill: Ice Dance, Beetlejuice Main Theme

Set #5 Count: 90



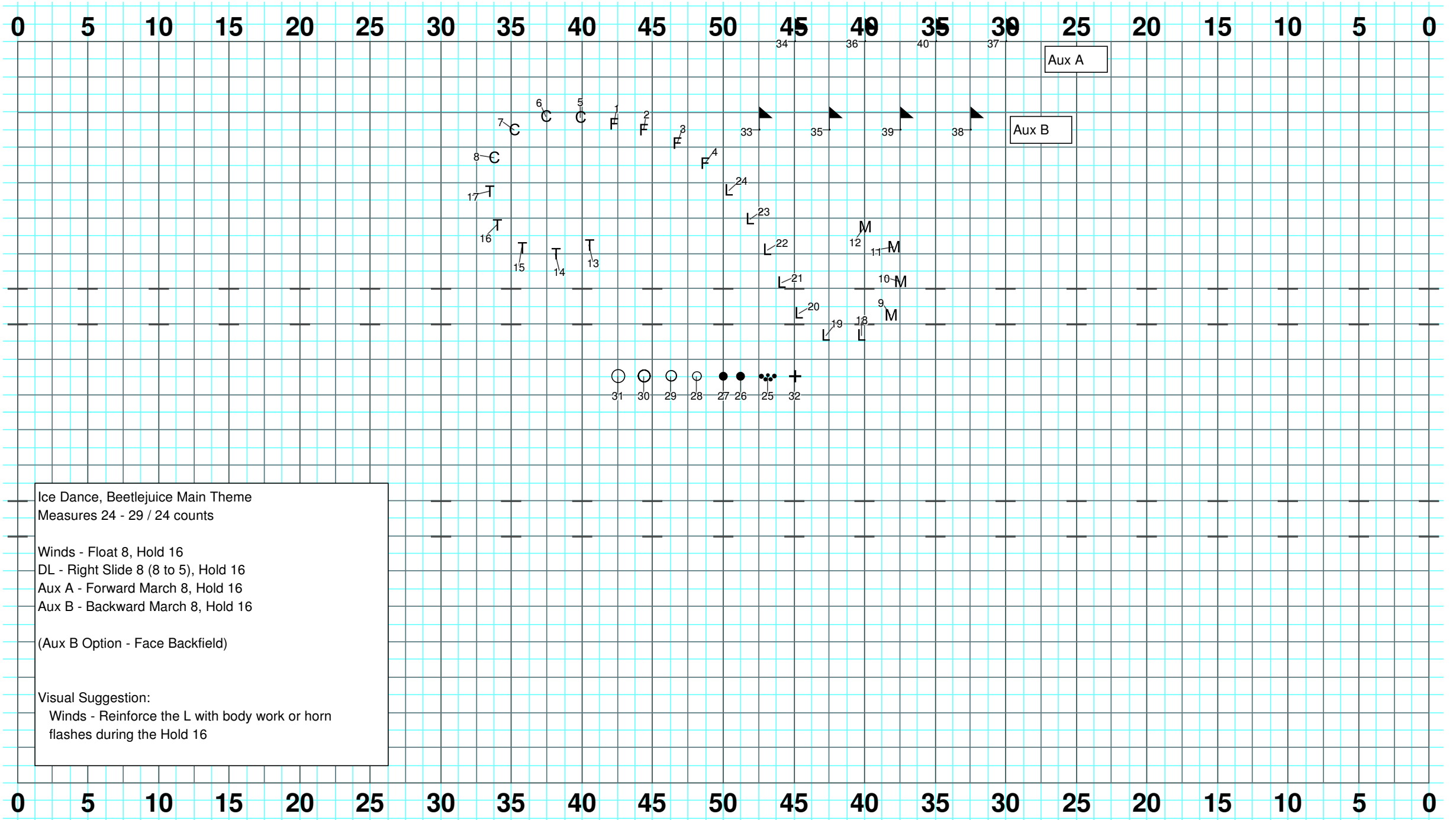
Ice Dance, Beetlejuice Main Theme  
 Measures 19 - 23 / 18 counts

Winds / DL - Float 12, Hold 6  
 Aux A - Float 10, Hold 8  
 Aux B - Hold 18

Performer Viewpoint

Drill: Ice Dance, Beetlejuice Main Theme

Set #6 Count: 114



Ice Dance, Beetlejuice Main Theme  
Measures 24 - 29 / 24 counts

Winds - Float 8, Hold 16  
DL - Right Slide 8 (8 to 5), Hold 16  
Aux A - Forward March 8, Hold 16  
Aux B - Backward March 8, Hold 16

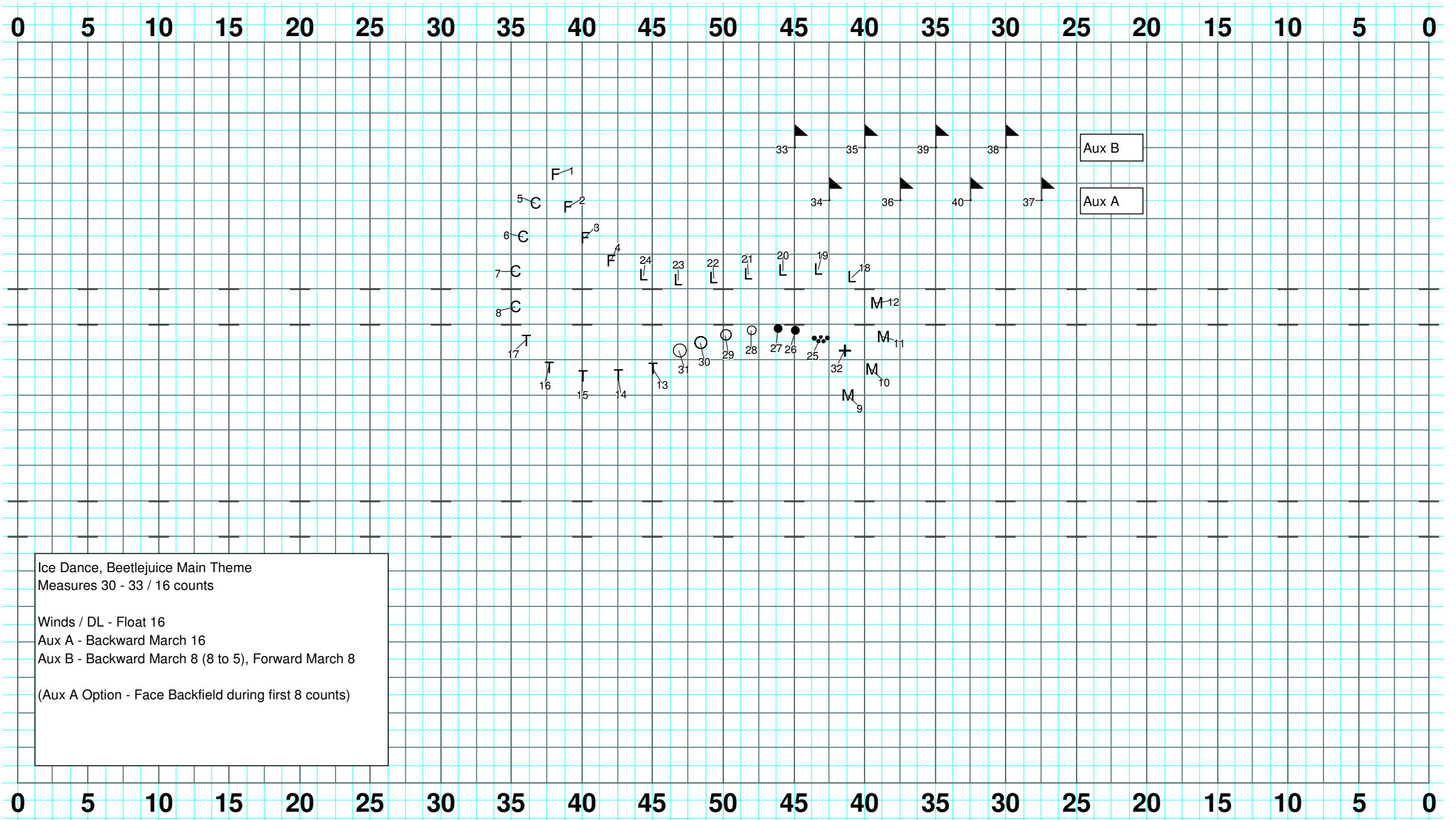
(Aux B Option - Face Backfield)

Visual Suggestion:  
Winds - Reinforce the L with body work or horn flashes during the Hold 16

Performer Viewpoint

Drill: Ice Dance, Beetlejuice Main Theme

Set #7 Count: 130



Ice Dance, Beetlejuice Main Theme  
 Measures 30 - 33 / 16 counts

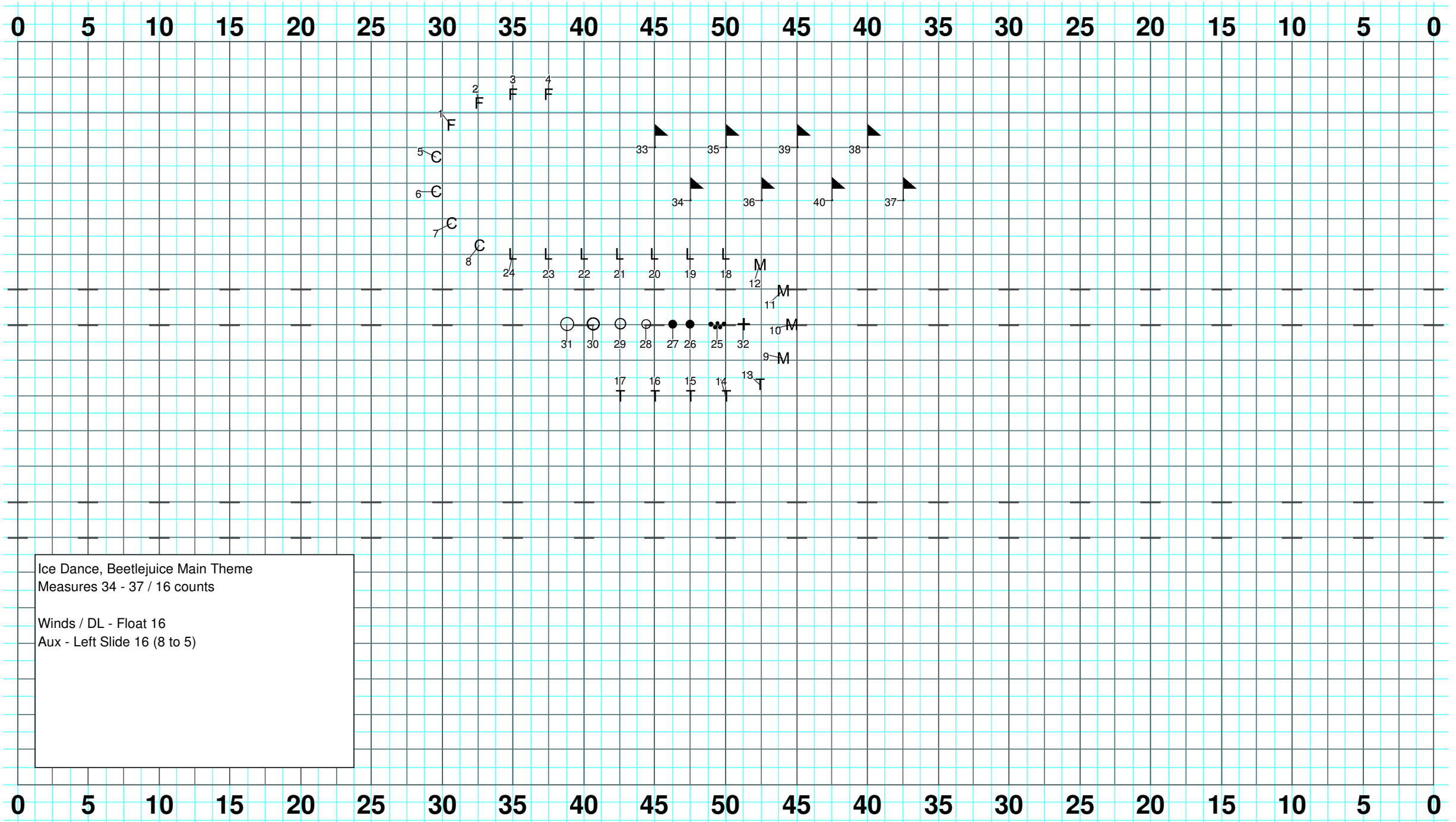
Winds / DL - Float 16  
 Aux A - Backward March 16  
 Aux B - Backward March 8 (8 to 5), Forward March 8

(Aux A Option - Face Backfield during first 8 counts)

Performer Viewpoint

Drill: Ice Dance, Beetlejuice Main Theme

Set #8 Count: 146



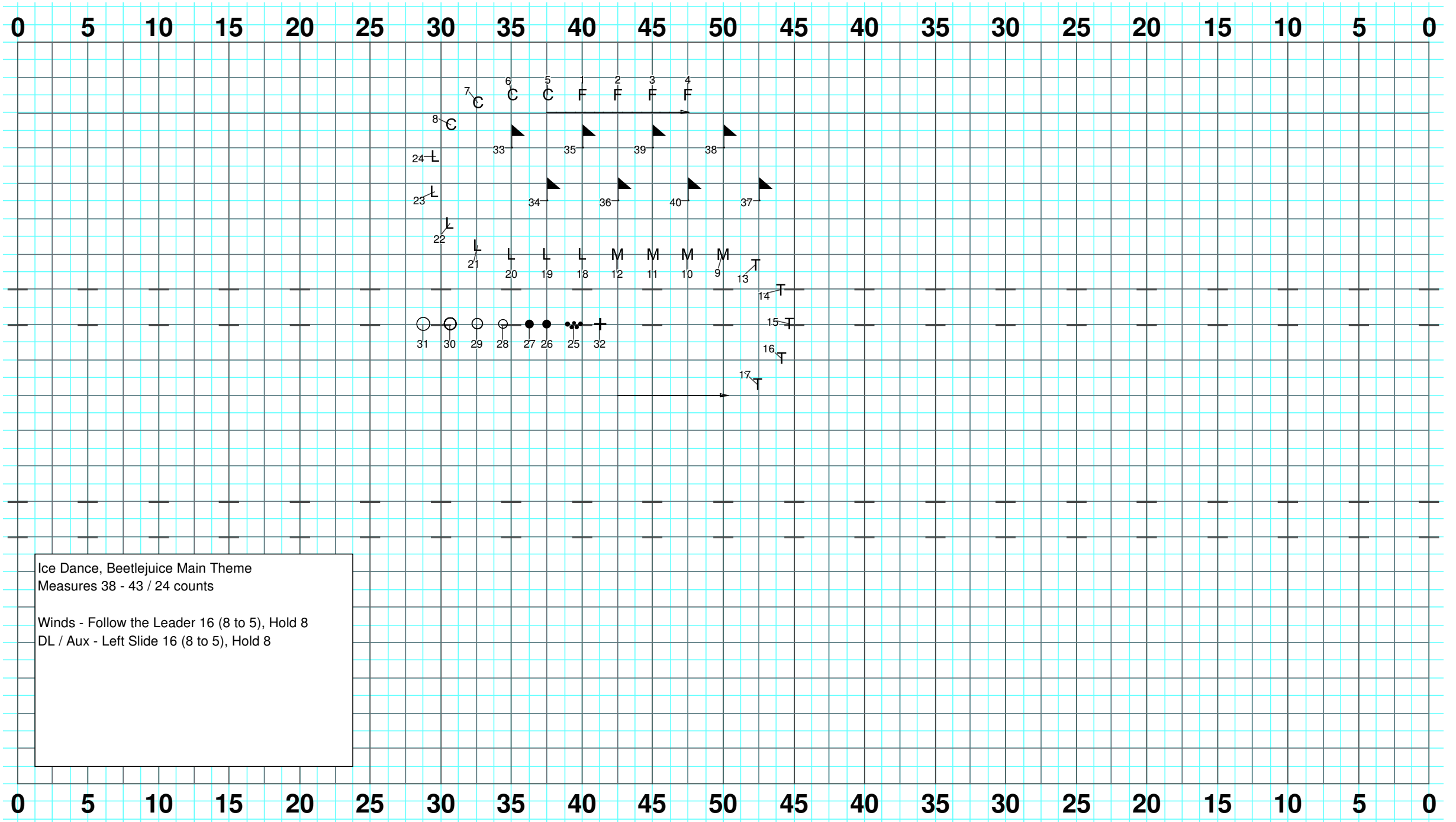
Ice Dance, Beetlejuice Main Theme  
 Measures 34 - 37 / 16 counts

Winds / DL - Float 16  
 Aux - Left Slide 16 (8 to 5)

Performer Viewpoint

Drill: Ice Dance, Beetlejuice Main Theme

Set #9 Count: 170



Ice Dance, Beetlejuice Main Theme  
 Measures 38 - 43 / 24 counts

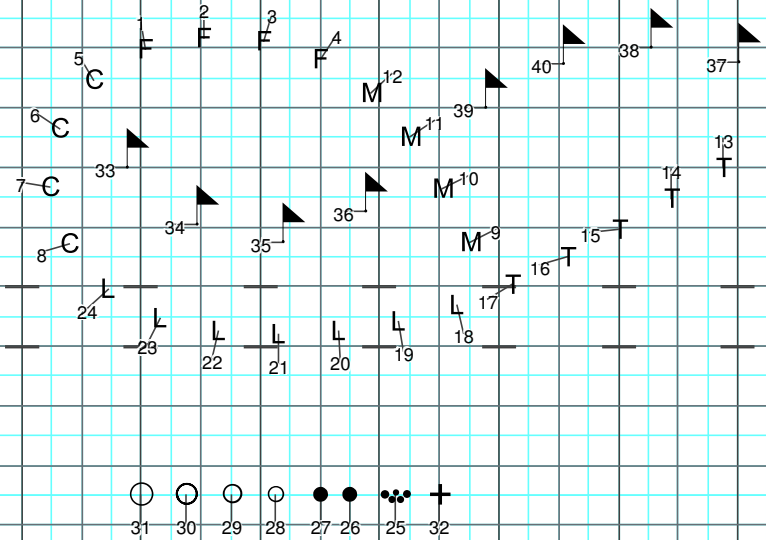
Winds - Follow the Leader 16 (8 to 5), Hold 8  
 DL / Aux - Left Slide 16 (8 to 5), Hold 8

Performer Viewpoint

Drill: Ice Dance, Beetlejuice Main Theme

Set #10 Count: 190

0 5 10 15 20 25 30 35 40 45 50 45 40 35 30 25 20 15 10 5 0



Ice Dance, Beetlejuice Main Theme  
Measures 44 - 48 / 20 counts

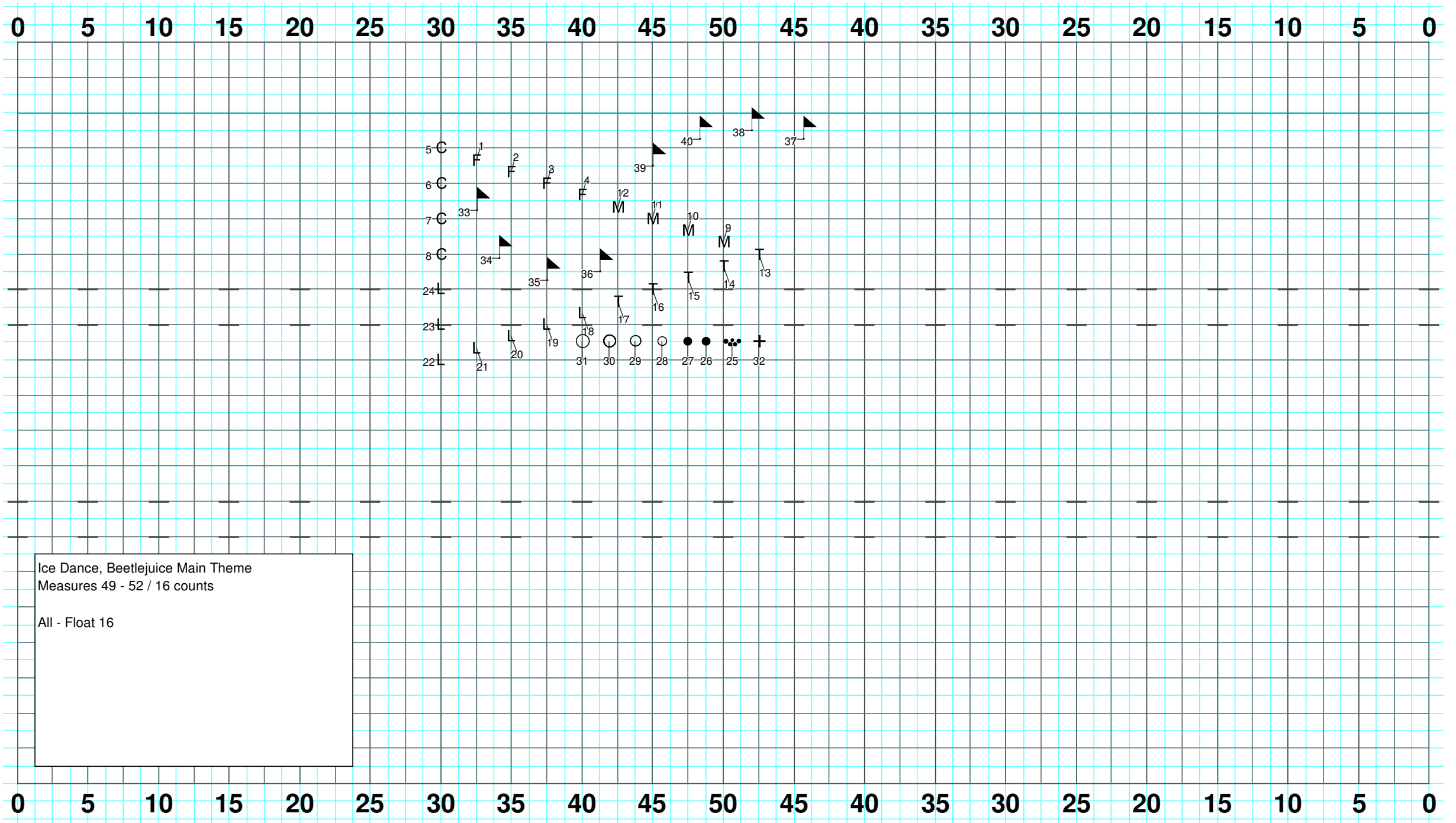
All - Float 16, Hold 4

0 5 10 15 20 25 30 35 40 45 50 45 40 35 30 25 20 15 10 5 0

Performer Viewpoint

Drill: Ice Dance, Beetlejuice Main Theme

Set #11 Count: 206



Ice Dance, Beetlejuice Main Theme  
Measures 49 - 52 / 16 counts

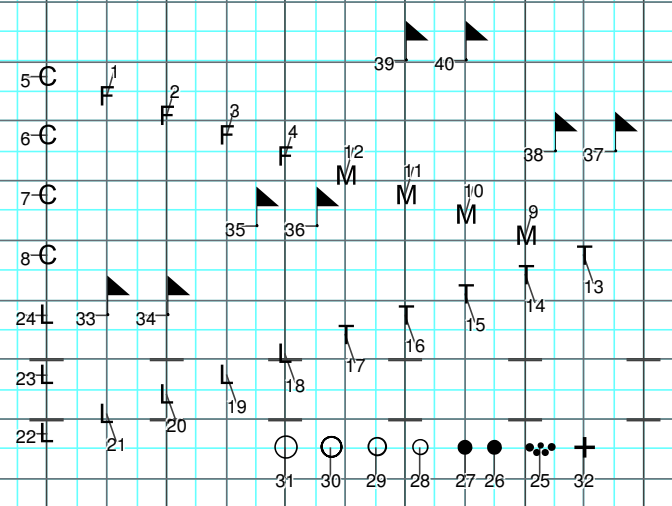
All - Float 16

Performer Viewpoint

Drill: Ice Dance, Beetlejuice Main Theme

Set #12 Count: 214

0 5 10 15 20 25 30 35 40 45 50 45 40 35 30 25 20 15 10 5 0




Ice Dance, Beetlejuice Main Theme  
Measures 53 - 54 / 8 counts

Winds / Aux - Float 8  
DL - Right Slide 8 (8 to 5)

0 5 10 15 20 25 30 35 40 45 50 45 40 35 30 25 20 15 10 5 0

Performer Viewpoint

0 5 10 15 20 25 30 35 40 45 50 45 40 35 30 25 20 15 10 5 0



SUBSET FOR AUX

Ice Dance, Beetlejuice Main Theme  
Measures 55 - 58 / 16 counts

Aux A - Hold 8  
Aux B - Gate 8  
Winds / DL - Continue to next page

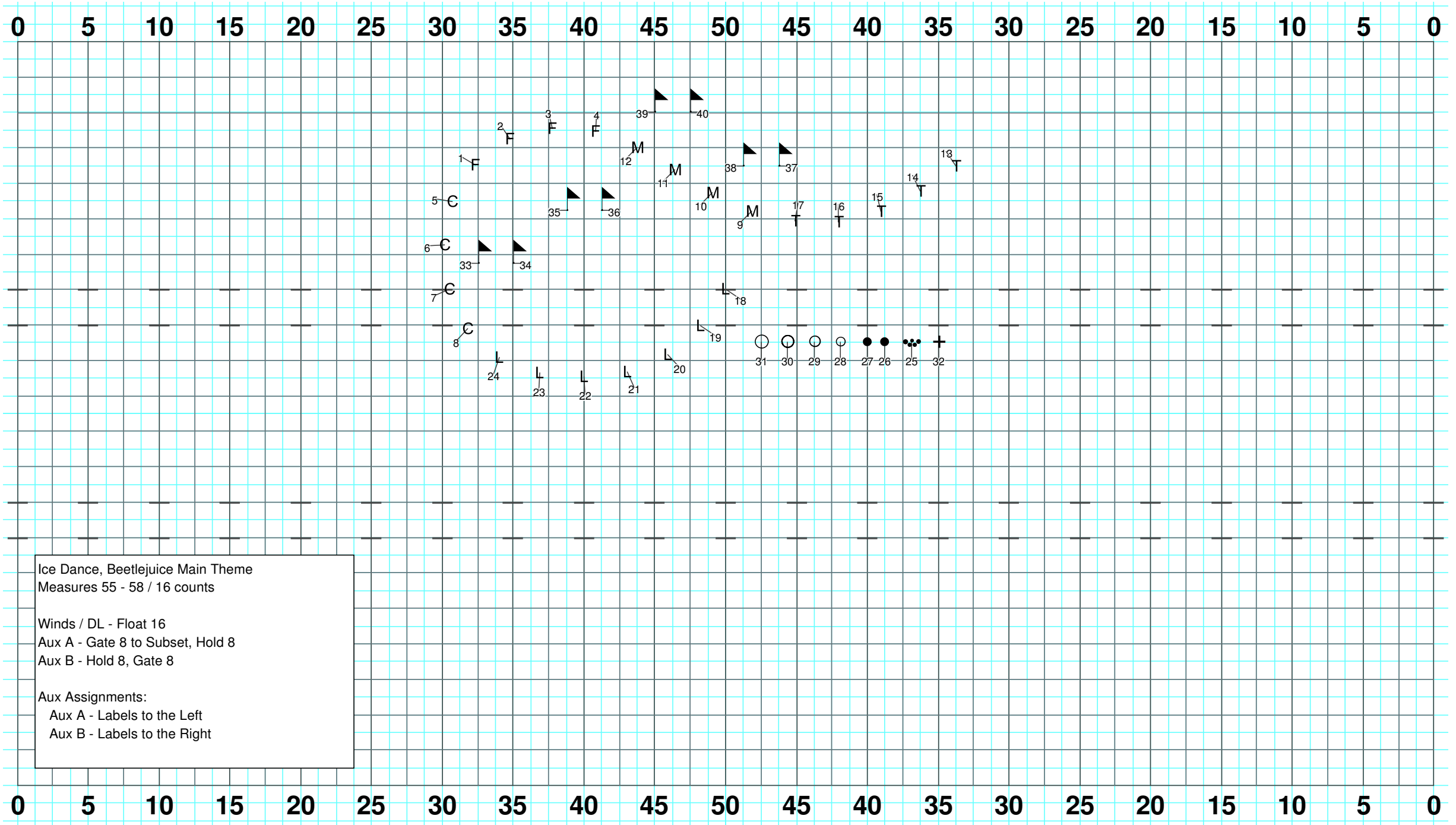
Aux Assignments:  
Aux A - Labels to the Left  
Aux B - Labels to the Right

0 5 10 15 20 25 30 35 40 45 50 45 40 35 30 25 20 15 10 5 0

Performer Viewpoint

Drill: Ice Dance, Beetlejuice Main Theme

Set #13 Count: 230



Ice Dance, Beetlejuice Main Theme  
Measures 55 - 58 / 16 counts

Winds / DL - Float 16  
Aux A - Gate 8 to Subset, Hold 8  
Aux B - Hold 8, Gate 8


Aux Assignments:  
Aux A - Labels to the Left  
Aux B - Labels to the Right

Performer Viewpoint

Drill: Ice Dance, Beetlejuice Main Theme

Set #14 Count: 238

0 5 10 15 20 25 30 35 40 45 50 45 40 35 30 25 20 15 10 5 0



Ice Dance, Beetlejuice Main Theme  
Measures 59 - 60 / 8 counts

Winds / DL - Float 8  
Aux - Hold 8

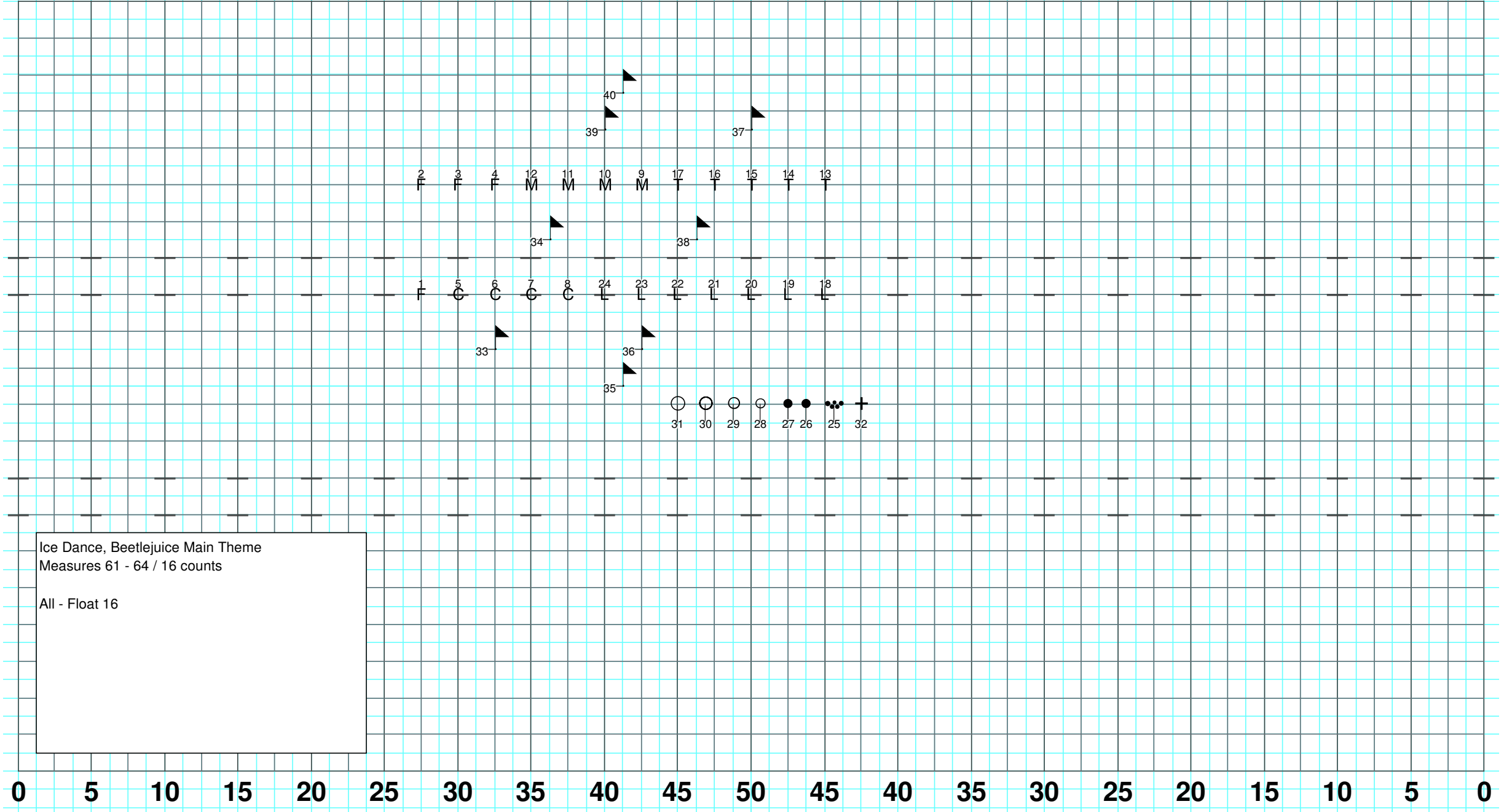
0 5 10 15 20 25 30 35 40 45 50 45 40 35 30 25 20 15 10 5 0

Performer Viewpoint

Drill: Ice Dance, Beetlejuice Main Theme

Set #15 Count: 254

0 5 10 15 20 25 30 35 40 45 50 45 40 35 30 25 20 15 10 5 0



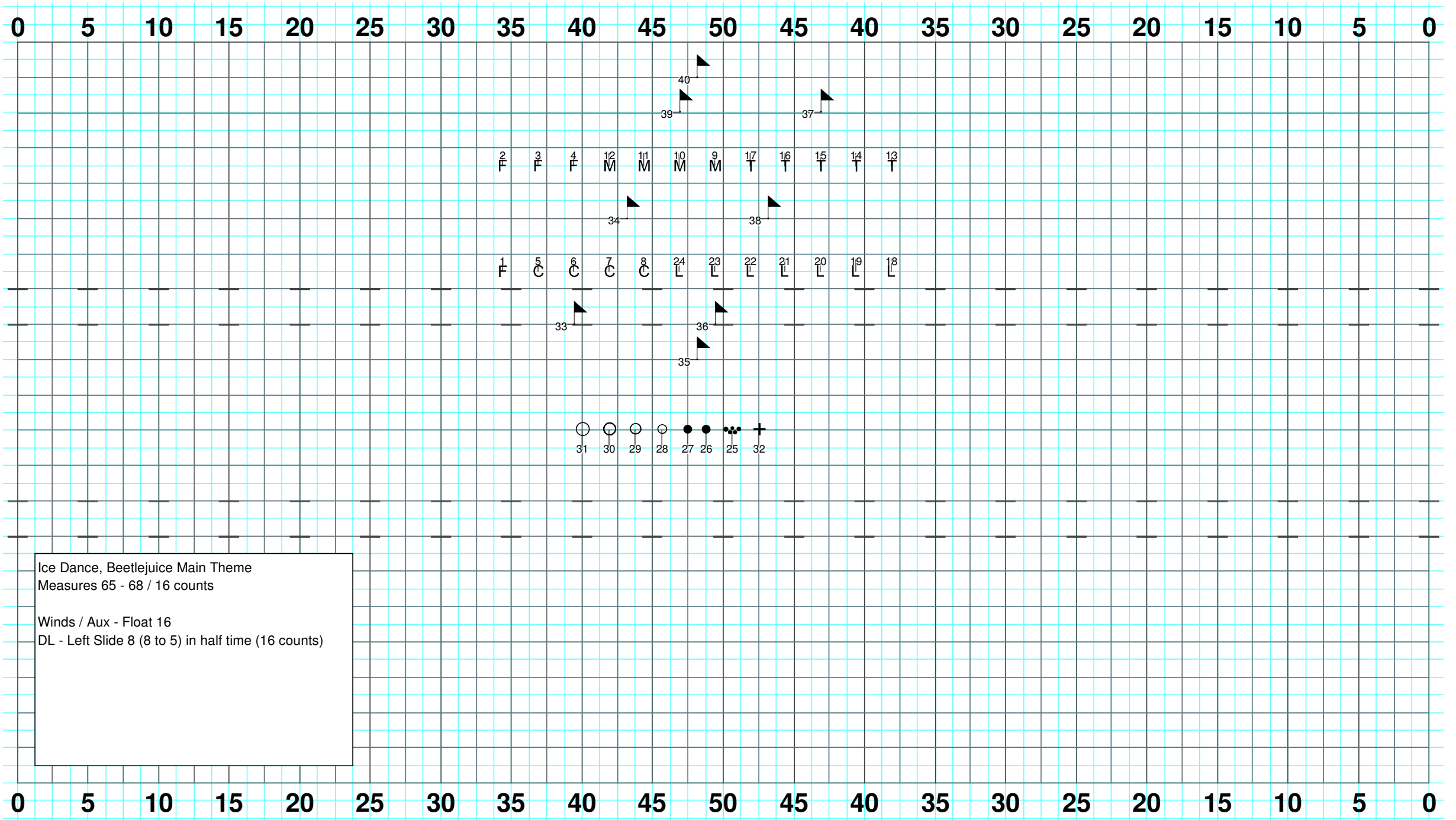
Ice Dance, Beetlejuice Main Theme  
Measures 61 - 64 / 16 counts  
  
All - Float 16

0 5 10 15 20 25 30 35 40 45 50 45 40 35 30 25 20 15 10 5 0

Performer Viewpoint

Drill: Ice Dance, Beetlejuice Main Theme

Set #16 Count: 270



Ice Dance, Beetlejuice Main Theme  
Measures 65 - 68 / 16 counts

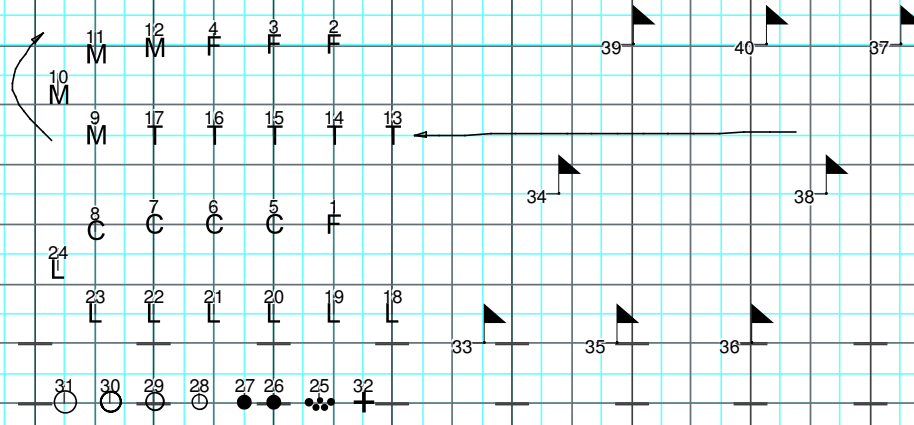
Winds / Aux - Float 16  
DL - Left Slide 8 (8 to 5) in half time (16 counts)

Performer Viewpoint

Drill: Ice Dance, Beetlejuice Main Theme

Set #17 Count: 294

0 5 10 15 20 25 30 35 40 45 50 45 40 35 30 25 20 15 10 5 0



Ice Dance, Beetlejuice Main Theme  
Measures 69 - 74 / 24 counts

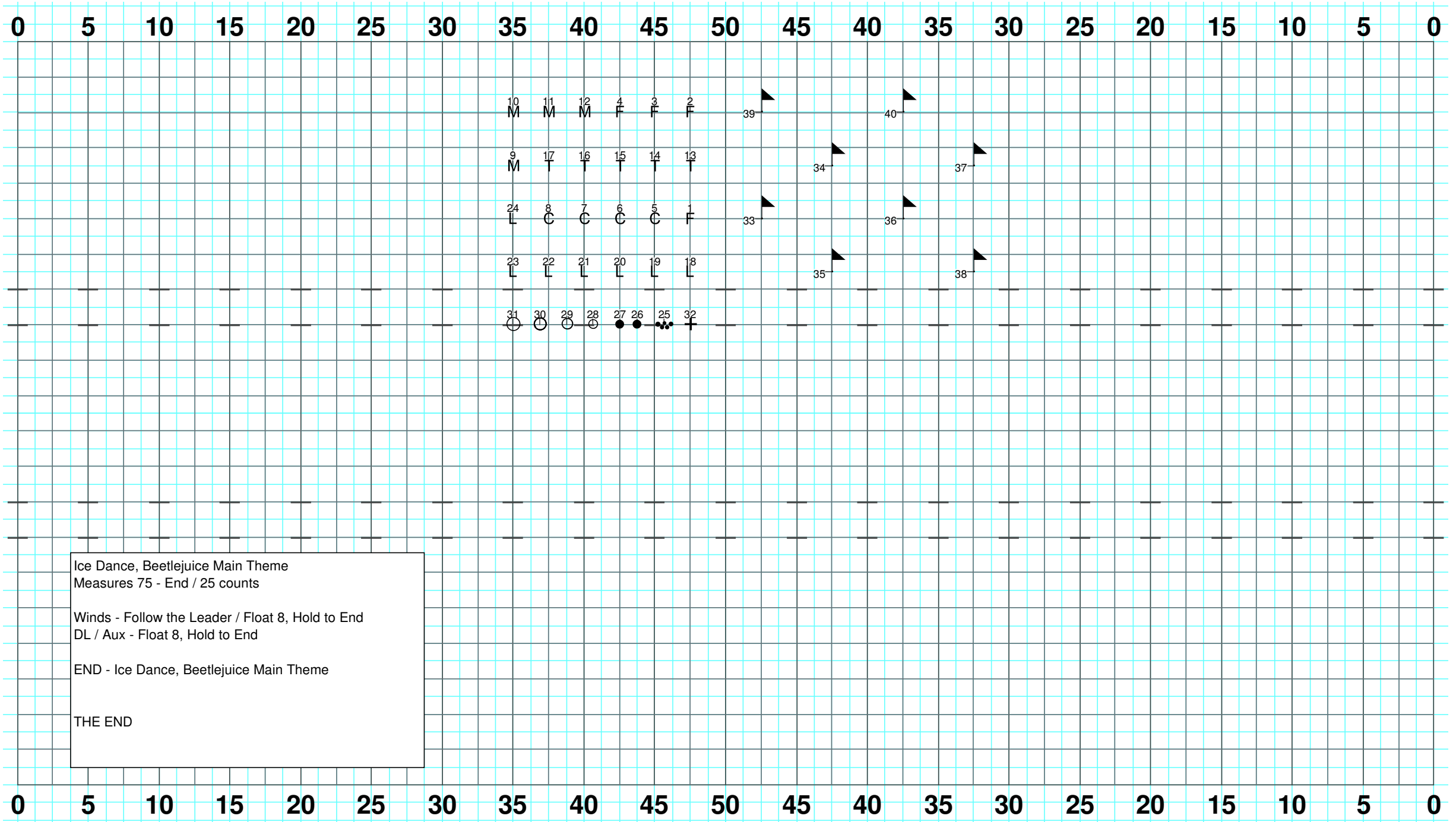
Winds - Follow the Leader 24  
DL / Aux - Float 24

0 5 10 15 20 25 30 35 40 45 50 45 40 35 30 25 20 15 10 5 0

Performer Viewpoint

Drill: Ice Dance, Beetlejuice Main Theme

Set #18 Count: 319



Ice Dance, Beetlejuice Main Theme  
 Measures 75 - End / 25 counts

Winds - Follow the Leader / Float 8, Hold to End  
 DL / Aux - Float 8, Hold to End

END - Ice Dance, Beetlejuice Main Theme

THE END

Performer Viewpoint